



DAEMEN MEN'S BASKETBALL 2019-20 GAME NOTES



TWO-TIME EAST COAST CONFERENCE REGULAR SEASON CHAMPIONS // 2014 • 2019

SCHEDULE & RESULTS

(H: 9-1, A: 4-3, N: 1-1)

OCTOBER

24	@ Buffalo #	L, 111-73
26	@ Syracuse #	L, 90-71
29	Mohawk #	W, 116-54

NOVEMBER (8-1)

1	#1 NW Mo. St. %	L, 85-65
2	Mo. Western St. %	W, 68-64
8	Felician \$	W, 95-80
9	Nyack \$	W, 80-74
14	Mercyhurst	W, 67-65
16	#4 West Liberty	W, 98-83
19	Le Moyne	W, 89-79
23	Wilmington !	W, 83-81
30	@ U. Sciences	W, 83-57

DECEMBER (4-1)

4	Salem	W, 89-59
7	Roberts Wesleyan *	W, 96-70
13	@ Mercy *	W, 103-59
15	@ #24 St. Thomas Aq. *	L, 87-80
19	@ St. Rose	W, 96-88

JANUARY (2-3)

1	@ St. Anselm	L, 87-59
2	@ St. Michael's	W, 72-68
4	@ Stonehill	L, 82-76
10	Queens *	W, 65-57
12	Bridgeport *	L, 67-64
19	@ Dist. Columbia *	3 PM
24	Molloy *	8 PM
26	New York Tech *	3 PM

FEBRUARY (0-0)

1	@ Roberts Wesleyan *	4 PM
7	@ Bridgeport *	8 PM
9	@ Queens *	1:30 PM
14	St. Thomas Aquinas *	8 PM
16	Mercy *	3 PM
21	Dist. Columbia *	8 PM
28	@ Molloy *	7 PM

MARCH (0-0)

1	@ New York Tech *	3:30 PM
---	-------------------	---------

denotes exhibition

% denotes SCB Hall of Fame Classic

\$ denotes ECC-CACC Challenge

! denotes game played at KeyBank Center

* denotes East Coast Conference

ATHLETIC COMMUNICATIONS

Mike Miranto

Sr. Associate A.D., Operations & Communications

Email: mmiranto@daemen.edu

Office: 716-839-8385

Cell: 716-471-7626

Twitter: @coachmiranto

Website: daemenwildcats.com

DAEMEN WILDCATS

(14-5, 3-2 ECC)



@DaemenMBB

Head Coach: Mike MacDonald (St. Bonaventure '88)

Record at Daemen: 119-48 (6th season)

Record Overall: 376-274 (23rd season)



DIST. COLUMBIA FIREBIRDS

(7-9, 2-2 ECC)

@UDCAthletics

Head Coach: Mike Riley (Georgetown)

Record at UDC: 65-116 (7th season)

Record Overall: Same

GAMEDAY INFO

Date _____ January 19, 2020
Time _____ 3:00 PM
Venue _____ UDC Sports Complex
Location _____ Washington, D.C.
Live Stream _____ ECC Network
Live Stats _____ udcfirebirds.com

BY THE NUMBERS

Category	DC	UDC
Scoring Off.	80.4	74.4
Scoring Def.	73.3	77.8
FG% Offense	.482	.417
FG% Defense	.435	.453
3pt FG% Off.	.366	.318
3pt FG% Def.	.336	.340
Rebounds/Game	37.5	37.9
Turnovers/Game	15.5	12.7

FASTBREAK POINTS: 10 THINGS TO KNOW ABOUT THE GAME

- Daemen heads to our nation's capital for an East Coast Conference contest vs. District of Columbia. It marks the first of two meetings between the Wildcats and Firebirds this season.
- After winning 11 of their first 12 games this season, Daemen is 4-4 in their last eight. Six of those contest were played consecutively on the road with the Wildcats posting a 3-3 record in those games. Daemen split a pair of home games last weekend, defeating Queens (65-57) before falling to Bridgeport (67-64).
- Sunday's loss to streaking Bridgeport snapped Daemen's 17-game home winning streak, the fifth-longest streak in Division II at the time. It was just Daemen's third loss in their last 35 home games, with Bridgeport owning two of those road wins. Daemen is 105-15 at home since the start of the 2011-12 season. Of those 15 losses, seven have been decided by three points or fewer, including three by just a single point.
- It's been an up-and-down season thus far for the UDC Firebirds. After winning four of their first five games, they suffered six-straight losses. They appear to be back on the upswing of late following wins over Wilmington (91-72) and Mercy (76-74). UDC hosts Roberts Wesleyan on Friday night.
- After missing last Friday's win over Queens because of an injury, Daemen's **Andrew Sischo** returned in a big way, scoring 28 points and grabbing 11 rebounds Sunday vs. Bridgeport. It marked Sischo's NCAA Division II-leading 13th double-double of the season. The redshirt junior center leads the ECC in scoring (25.6 ppg), made field goals (181), made free throws (93) and field goal percentage (.649), and also ranks second in rebounding (12.3 rpg).
- Redshirt senior wing **Joey Wallace** has scored in double figures in three-straight games, averaging 17.0 points in that span. He notched a season-high 23 points in Daemen's recent win over Queens. He added five assists and nine rebounds in the loss to Bridgeport. Daemen is 8-1 this season when he records at least three assists, and just 5-4 when he does not.
- Daemen has won six-straight meetings and is 11-2 all-time vs. UDC. The Firebirds' last win in the series came on Dec. 3, 2016 (90-84). Daemen holds a 5-1 road record in the series, and a 6-2 all-time record at the UDC Sports Complex.
- Daemen is hopeful this won't be their last trip to the UDC Sports Complex this season. UDC is the pre-determined host site for the ECC Tournament semifinals and finals (Mar. 7-8). UDC last hosted the ECC Tournament in 2016 which was also Daemen's last appearance in the final round.
- Sunday's game will feature two of the best three-point shooters in the ECC this season. **Jeff Redband** leads the league with 54 three-point field goals, and stands just 18 shy of **Brian Montanaro's** program record for threes made in a career (288). UDC's **Juaney Colon** enters the weekend with 43 three-point field goals, third-best in the ECC.
- Daemen's Jay Sarkis enters the game just two assists shy of 300 for his career, a milestone achieved by only seven players in program history to date. Sarkis has averaged 12.3 points in six career games against the Firebirds, including a career-high 24 at the UDC Sports Complex on Feb. 4, 2018.

PROBABLE LINEUP

STARTING FIVE	HT	YR	HOMETOWN	GP/GS	PPG	RPG	APG	MPG
G 5 Jay Sarkis	6-1	R-Sr.	Rochester, N.Y.	17/17	7.0	2.1	3.1	32.3
G 2 Breon Harris	5-9	Sr.	Niagara Falls, N.Y.	15/13	13.0	4.6	2.2	28.0
F 23 Joey Wallace	6-4	R-Sr.	Rochester, N.Y.	18/17	10.6	5.4	2.7	29.4
F 44 Jeff Redband	6-7	R-Sr.	Batavia, N.Y.	19/19	11.9	3.8	1.6	31.5
C 22 Andrew Sischo	6-9	R-Jr.	Guilderland, N.Y.	18/17	25.6	12.3	1.4	33.7

OFF THE BENCH (NEXT FIVE)

G 12 Kyle Harris	6-3	Jr.	Buffalo, N.Y.	19/9	5.7	3.1	1.3	21.0
F 25 Ryan Bradley	6-7	R-Fr.	Niagara Falls, N.Y.	10/0	3.6	2.7	0.7	11.1
G 3 Tajmin Holt	6-3	R-So.	Rochester, N.Y.	19/0	1.9	0.9	0.6	8.9
G 20 Ryan Salzberg	6-3	Fr.	Manlius, N.Y.	13/0	1.6	0.5	0.2	4.5
C 34 Chris Luke	7-0	Jr.	Cortland, N.Y.	17/2	0.8	1.2	0.1	3.6


NUMERICAL ROSTER

No.	Name	Yr.	Pos.	Ht.	Wt.	Hometown / High School / Previous School
2	Breon Harris	Sr.	G	5-9	170	Niagara Falls, N.Y. / Niagara Falls
3	Tajmin Holt	R-So.	G	6-3	200	Rochester, N.Y. / Rochester Early College
4	Jeffrey Duah	Sr.	G	5-7	185	Bronx, N.Y. / South Bronx
5	Jay Sarkis	R-Sr.	G	6-1	175	Rochester, N.Y. / Greece Athena
10	Donte' Williams	R-Sr.	G/F	6-4	180	Buffalo, N.Y. / Bishop Timon-St. Jude / California (Pa.)
11	Trevor Book	So.	G	6-4	175	North Tonawanda, N.Y. / North Tonawanda
12	Kyle Harris	Jr.	G	6-3	180	Buffalo, N.Y. / Park School / Erie Community College
14	Da'Shawn Hines	R-So.	G	5-10	170	Amherst, N.Y. / Amherst
15	Keith Slack	Fr.	G	5-8	155	Rochester, N.Y. / Gates Chili
20	Ryan Salzberg	Fr.	G	6-4	180	Manlius, N.Y. / Bridgton Academy
21	Josiah Chandler	Fr.	G	6-0	180	New York City, N.Y. / LaSalle Academy
22	Andrew Sischo	R-Jr.	C	6-9	240	Guilderland, N.Y. / Guilderland
23	Joey Wallace	R-Sr.	G	6-4	205	Rochester, N.Y. / Immaculate / Southern Connecticut State
24	Ziv Basden	R-So.	F	6-5	195	Nassau, Bahamas / Redemption Christian
25	Ryan Bradley	R-Fr.	F	6-7	190	Niagara Falls, N.Y. / Canisius
30	Patrick Higgins	Fr.	G	5-10	180	Pennington, N.Y. / The Pennington School
33	Joey Atkins	So.	G/F	6-4	175	Watervliet, N.Y. / Watervliet / Jefferson
34	Chris Luke	Jr.	C	7-0	250	Cortland, N.Y. / Cortland / Niagara County Community College
44	Jeff Redband	R-Sr.	F	6-7	180	Batavia, N.Y. / Batavia
51	Justin Pouppey	Fr.	G	5-10	160	Buffalo, N.Y. / St. Francis


RADIO/TV ROSTER



#2
Breon Harris
G • Sr. • 5-9
Niagara Falls, N.Y.
Niagara Falls



#3
Tajmin Holt
G • R-So. • 6-3
Rochester, N.Y.
Rochester Early College



#4
Jeffrey Duah
G • Jr. • 5-7
Bronx, N.Y.
South Bronx



#5
Jay Sarkis
G • R-Sr. • 6-1
Rochester, N.Y.
Greece Athena




#10
Donte' Williams
G/F • R-Sr. • 6-4
Buffalo, N.Y.
Bishop Timon/St. Jude



#11
Trevor Book
G • So. • 6-4
N. Tonawanda, N.Y.
N. Tonawanda



#12
Kyle Harris
G • Jr. • 6-e
Buffalo, N.Y.
Park School



#14
DaShawn Hines
G • R-So. • 5-10
Amherst, N.Y.
Amherst



#15
Keith Slack
G • Fr. • 5-8
Rochester, N.Y.
Gates Chili



#20
Ryan Salzberg
G • Fr. • 6-4
Manlius, N.Y.
Bridgton Academy



#21
Josiah Chandler
G • Fr. • 6-0
New York City, N.Y.
LaSalle Academy



#22
Andrew Sischo
C • R-Jr. • 6-9
Guilderland, N.Y.
Guilderland



#23
Joey Wallace
G • R-Sr. • 6-4
Rochester, N.Y.
Immaculate



#24
Ziv Basden
F • R-So. • 6-5
Nassau, Bahamas
Redemption Christian



#25
Ryan Bradley
F • R-Fr. • 6-7
Niagara Falls, N.Y.
Canisius



#30
Patrick Higgins
G • Fr. • 5-10
Pennington, N.Y.
The Pennington School



#33
Joey Atkins
G/F • So. • 6-4
Watervliet, N.Y.
Watervliet



#34
Chris Luke
C • Jr. • 7-0
Cortland, N.Y.
Cortland



#44
Jeff Redband
F • R-Sr. • 6-7
Batavia, N.Y.
Batavia



#51
Justin Pouppey
G • Fr. • 5-10
Buffalo, N.Y.
St. Francis

QUICK FACTS

Name of School.....Daemen College
 City / Zip.....Amherst, N.Y. / 14226
 Founded.....1947 (as Rosary Hill College)
 Enrollment.....2,636
 School Colors.....Medium Blue, Gray & White
 Nickname.....Wildcats
 Arena.....Lumsden Gymnasium
 Capacity.....1,000
 Affiliation.....NCAA Division II
 Conference.....East Coast Conference (ECC)
 President.....Dr. Gary A. Olson
 Athletic Director.....Traci Murphy
 Athletic Department Phone.....(716) 839-8346
 Athletics Website.....daemenwildcats.com

COACHING STAFF

Head Coach.....Mike MacDonald
 Alma Mater, Yr.....St. Bonaventure, '88
 Record at Daemen (years).....119-48 (6)
 Career Record (years).....376-274 (23)
 Office Phone.....(716) 839-8380
 Assistant Coach.....Ryan Grandits
 Assistant Coach.....Matt Dyrek
 Assistant Coach.....Jordan Glover
 Athletic Trainer (Asst. A.D. for Sports Med./Perf.).....Jeff Sage
 Strength & Conditioning Coach.....Katie Eschner

TEAM INFORMATION

2019-20 Record.....14-5
 ECC Record / Place in Standings.....3-2 / 4th
 Starters Returning / Lost.....4 / 1
 Letterwinners Returning / Lost.....10 / 5
 Newcomers (Freshmen / Transfers).....10 (5 / 5)

TEAM HISTORY

First year of modern era.....1986-87
 Overall Record.....568-439
 NAIA membership.....1986-87 to 2011-12
 American Midwest Conference.....2001-02 to 2011-12
 NAIA Tournament Appearances.....4
 NAIA Era Record / Seasons.....401-379 / 26
 USCAA membership.....2012-13 to 2014-15
 USCAA Tournament Appearances.....3
 USCAA Championships / Year.....1 / 2015
 USCAA Era Record / Seasons.....69-23 / 3
 NCAA Division II transition period.....2012-13 to 2014-15
 NCAA Division II membership.....2015-16 to Present
 East Coast Conference.....2013-14 to Present
 East Coast Conference Record / Seasons.....90-29 / 7
 NCAA Tournament Appearances / Years.....1 / 2019
 NCAA Era Record / Seasons.....98-38 / 5

2019-20 AWARDS

Andrew Sischo.....ECC Preseason Player of the Year
 2x USBWA Men's Division II National Player of the Week
 5x ECC Player of the Week
 2x ECC Defensive Player of the Week
 SCB National Hall of Fame Classic All-Tournament Team
 ECC-CACC Challenge MVP
 Jeff Redband.....ECC Player of the Week
 Joey Wallace.....2x ECC Defensive Player of the Week
 Ryan Bradley.....ECC Rookie of the Week
 Jay Sarkis.....ECC-CACC Challenge All-Tournament Team
 Breon Harris.....ECC-CACC Challenge All-Tournament Team

DIST. COLUMBIA SCOUTING REPORT

- UDC is led by veteran head coach Mike Riley. Now in his seventh season at the helm, Riley has led the Firebirds to a 65-116 overall record. A former assistant to John Thompson at Georgetown, Riley was a part of a Hoyas coaching staff that won six Big East championships and the 1984 Division I national championship.
- The Firebirds bring back eight players, including three starters, from their 2018-19 team that went 15-14 overall and 8-10 in ECC play. UDC earned the No. 6 seed to last season's ECC Tournament, and nearly upset third-seeded Molloy in the opening round (lost 61-60).
- UDC was picked fifth in the ECC preseason coaches' poll.
- The Firebirds got off to a fast start with wins in four of their first five games, but are just 3-8 since then. They snapped a six-game slide with a 50-43 conference win over New York Tech on Dec. 14. After falling to regionally-ranked Dominican on Jan. 2, the Firebirds have picked up wins over Wilmington (91-72) and Mercy (76-74). They'll host Roberts Wesleyan on Friday night before facing Daemen on Sunday.
- Sophomore guard Juanye Colon is leading the way this season, averaging 14.8 points per game, up from 11.5 last season. Colon scored 30 points in an early season win over Chestnut Hill, and he heads into the weekend ranked third in the ECC with 43 three-point field goals. He's made at least three three-pointers in nine games this season, including five of the last six games, and also ranks second in the league in steals per game (2.3).
- Senior guard Zachary Olukanni, a third-team All-ECC pick last season, is producing 13.2 points and a team-high 7.8 rebounds per game. He's one of only five players in the ECC to be averaging at least 13.0 points and 7.5 rebounds per game.
- Additional production is coming from senior forward Aaren Smith (12.6 ppg) and junior Cheyenne Nettleton (11.5 ppg).

SERIES HISTORY VS. DIST. COLUMBIA

All-Time Series Daemen 11-2
 At Daemen 6-1
 At Dist. Columbia 5-1
 At Neutral Site 0-0

Current Streak Daemen won 6
Last 5 Games Daemen 5-0

Daemen

Most Points 102, 02/06/15
Largest Victory 55, 01/12/14

Dist. Columbia

Most Points 90, 12/03/16
Largest Victory 6, 12/03/16

LAST 5 GAMES VS. DIST. COLUMBIA

Date	Site	Result
02/24/19	A	W, 87-81
01/27/19	H	W, 95-66
02/04/18	A	W, 78-65
01/10/18	H	W, 80-56
03/01/17	H	W, 73-71

CURRENT ROSTER VS. DIST. COLUMBIA

Player	GP	PPG	RPG	Series High Pts
B. Harris	5	7.8	3.2	11 (2x) last @ UDC (02/24/19)
Holt	0	-	-	-
Duah	1	0.0	0.0	-
Sarkis	6	12.3	3.2	24 @ UDC (02/04/18)
Williams	0	-	-	-
K. Harris	0	-	-	-
Hines	0	-	-	-
Slack	0	-	-	-
Salzberg	0	-	-	-
Sischo	4	15.5	8.0	19 vs. UDC (01/27/19)
Wallace	0	-	-	-
Basden	1	2.0	1.0	2 vs. UDC (01/27/19)
Bradley	0	-	-	-
Luke	0	-	-	-
Redband	7	13.4	5.3	19 (2x) last vs. UDC (01/10/18)

DAEMEN - ECC HISTORY

Season	ECC Record	ECC Finish	Postseason
2013-14	17-3	1st / 11	N/A
2014-15	13-7	3rd / 11	N/A
2015-16	14-6	2nd / 11	Finals
2016-17	12-6	T-3rd / 10	Semifinals
2017-18	15-3	T-2nd / 10	Semifinals
2018-19	16-2	1st / 10	Semifinals
2019-20	3-2	-	-

Daemen All-Time ECC Record: 90-29 (.756)
[Home: 50-10 (.833) | Away: 40-19 (.678)]

CURRENT ECC TEAMS SINCE 2013-14 SEASON

Team	Overall Record	ECC Record
St. Thomas Aq.	157-52	95-24
DAEMEN	140-55	90-29
Bridgeport	131-65	88-31
Molloy	96-96	68-51
Roberts Wes.	67-115	38-81
Dist. Columbia	65-116	45-73
Queens	58-115	50-70
Mercy	48-130	28-92
NY Tech	45-136	34-85

ECC 30TH ANNIVERSARY

The East Coast Conference is celebrating 30 years as an NCAA Division II conference throughout the 2019-20 season.

"It is my honor to be Commissioner as the East Coast Conference, and before that the New York Collegiate Athletic Conference, celebrates its 30th year as an NCAA Division II athletic association," said ECC Commissioner, Dr. Robert Dranoff. "This is an athletic conference that can truly boast about success in the classroom, on the playing field, and in the community. We are proud of all the student-athletes, coaches, and administrators who have made their mark in so many ways, contributing to their institutions and to the ECC and NCAA."

The ECC was formed during the 1989-90 season under its former name, the New York Collegiate Athletic Conference. The league started with 10-members competing in nine sports (men's basketball, baseball, softball, men's soccer, men's and women's tennis, men's and women's cross country, and men's golf).

The ECC currently has 10 member institutions in New York, Connecticut, and Washington, D.C. Four charter members, Mercy College, Molloy College, New York Tech, and Queens College, have competed in the conference throughout its 30 years. In all, 20 institutions have called the ECC home since its inception.

Rebranded as the East Coast Conference before the 2006-2007 season, the league has grown to currently offer 19 championship sports, 10 of which have access to automatic bids into the NCAA Championship. The ECC has been home to 23 Division II National Championship teams and one individual National Championship, as well.



2019-20 EAST COAST CONFERENCE PRESEASON POLL

	PTS.	2018-19 RECORD
1. DAEMEN (8)	80	24-6, 16-2 ECC
2. St. Thomas Aquinas (1)	72	25-7, 15-3 ECC
3. Bridgeport	64	18-13, 11-7 ECC
4. Molloy	53	21-10, 14-4 ECC
5. Dist. Columbia	40	15-14, 8-10 ECC
6. Roberts Wesleyan	28	16-14, 10-8 ECC
T7. New York Tech	23	3-24, 3-15 ECC
T7. Queens	23	7-12, 7-11 ECC
9. Mercy	22	8-18, 6-12 ECC
() - First Place Votes		

2019-20 EAST COAST CONFERENCE STANDINGS

	CONFERENCE		OVERALL			
	W-L	PCT	W-L	PCT	Streak	Last 10
St. Thomas Aquinas	5-0	1.000	15-2	.882	W-5	9-1
Bridgeport	5-0	1.000	13-2	.867	W-9	9-1
DAEMEN	3-2	.600	14-5	.737	L-1	6-4
Molloy	3-2	.600	6-9	.400	L-3	4-6
Dist. Columbia	2-2	.500	7-9	.438	W-2	3-7
Mercy	2-4	.333	4-12	.250	W-1	3-7
Queens	2-4	.333	3-12	.200	L-1	3-7
New York Tech	1-4	.200	2-14	.125	L-1	2-8
Roberts Wesleyan	0-5	.000	3-13	.188	L-3	2-8

ECC STATISTICAL RANKS

Scoring Offense	2nd (80.4)
Scoring Defense	2nd (73.3)
FG Percentage	1st (.482)
FG Percentage Defense	2nd (.435)
Free Throw Percentage	4th (.732)
3pt FG Percentage	1st (.366)
3pt FG Percentage Defense	3rd (.336)
3pt FG Made	1st (9.2)
Offensive Rebounds	6th (10.7)
Defensive Rebounds	4th (26.8)
Total Rebounds	7th (37.5)
Rebounding Margin	2nd (+4.7)
Blocked Shots	3rd (3.6)
Assists	4th (13.6)
Steals	5th (6.5)

DAEMEN VS. CONFERENCES

vs. Central Atlantic Collegiate Conf.	4-0
vs. East Coast Conf.	3-2
vs. Mid-America Intercollegiate Athletics Assoc.	1-1
vs. Mountain East Conf.	1-0
vs. NCAA Div. II Independent	1-0
vs. Northeast 10 Conf.	3-2
vs. Pennsylvania State Athletic Conf.	1-0

WHAT A RIDE

The 2018-19 season was one for the record books at Daemen as the Wildcats captured their second East Coast Conference regular season title, sat atop the regional rankings for much of the campaign, ascended into the top-25 national polls for the first time as an NCAA Division II member and garnered the program's first-ever NCAA Tournament bid. The Wildcats rattled off wins in 11 of their first 12 games, including a 78-72 defeat of previously unbeaten St. Anselm who came into the Jan. 2 contest ranked No. 4 in both Division II national polls. Daemen embarked on a 10-game winning streak beginning in mid-January, a stretch that vaulted them to the top of the regional poll and as high as No. 10 (D2SIDA) and No. 13 (NABC) in the top-25 national polls. It marked the Wildcats' longest winning streak since the 2013-14 season when they won 14 consecutive games. The Wildcats wrapped up the ECC regular season title with a 93-71 defeat of Bridgeport on March 3. They entered the ECC Championship tournament as the No. 1 seed, but were upset by fourth-seeded Bridgeport in game played at UB's Hubbell Gymnasium. Despite the conference tournament loss, Daemen was awarded an at-large bid to the NCAA Tournament, earning the No. 5 seed to the East Region Championship. They made their

NCAA tourney debut March 16, but saw their season come to an end with a 72-67 loss to fourth-seeded New Haven. The team's 24 wins this season were the most since their transition to NCAA Division II.

GREAT ECC-XPECTATIONS

For the first time since joining the East Coast Conference, the league's coaches have predicted a first-place finish for Daemen. The Wildcats sit atop the 2019-20 ECC preseason poll which was released in late October. Daemen amassed 80 total points in the poll, grabbing eight of nine first-place votes. St. Thomas Aquinas College picked up the remaining first-place vote, finishing with 72 points in the poll to sit at No. 2. The University of Bridgeport (64 points) and defending ECC tournament champion Molloy College (53 points) round out the top four teams. Daemen holds an 87-27 all-time record in ECC contests dating back to the 2013-14 season. Only St. Thomas Aquinas (89-24) holds more wins in ECC games during that time frame. The Wildcats have finished third or better in all six seasons since joining the league.



MIKE MACDONALD

HEAD COACH • SIXTH SEASON • ST. BONAVENTURE, '88

The 2019-20 season will mark Mike MacDonald's sixth year as the Head Men's Basketball Coach at Daemen College. All he's done over the last half-decade is lead the Wildcats to the second-most wins among all Division II programs in New York State. Since being introduced as the sixth head coach in the modern history of the program on September 16, 2014, MacDonald has guided the Wildcats to a 105-43 overall record, wins in nearly 75 percent of their conference games (70-24 record) and five top-three finishes in the East Coast Conference standings.

MacDonald holds more than 30 years of collegiate coaching experience, including the last 22 as a head coach. In that time, he's compiled a record of 361-269 (.573 winning percentage) as a head coach, while also graduating 83 of the 86 seniors he has ever coached.

The 2018-19 season was the team's finest since transitioning to the NCAA Division II level. MacDonald led the Wildcats to a 24-6 record and the program's second ECC regular-season title. The Wildcats spent a combined 16 weeks ranked in the National Association of Basketball Coaches (NABC) and Division II Sports Information Directors of America (D2SIDA) top-25 national polls, and earned their first-ever NCAA tournament berth.

MacDonald recorded milestones and received several accolades along the way in 2018-19. His 350th career win came in dramatic fashion on January 18 as junior guard Breon Harris scored five points in the final 21 seconds to lift the Wildcats past Mercy 75-74. His 100th win at Daemen came February 10, placing MacDonald among an elite fraternity of coaches who have achieved at least 100 wins while coaching in each of the NCAA's three divisions. That achievement propelled him to HoopDirt.com Division II Coach of the Week honors, and he went on to be named the ECC Coach of the Year, the NABC District Coach of the Year and the Basketball Coaches Association of New York (BCANY) Division II Coach of the Year.

The Wildcat faithful become familiar with MacDonald's fiery style during the 2014-15 season as the veteran mentor guided Daemen to its fourth straight 20-win season, including a 13-7 mark in the East Coast Conference, good for a third-place finish in the final league standings. The fireworks got started before the season even officially began as MacDonald led the Wildcats to an 83-81 win in overtime over Canisius College in an exhibition game on November 11, 2014 at the Koessler Athletic Center. It was Daemen's first-ever victory against an NCAA Division I opponent.

MacDonald's official Daemen debut came just days later as his Wildcats walloped Concordia College (N.Y.), 88-50, in the opening round of the ECC-CACC Challenge before a raucous home crowd at Lumsden Gymnasium. MacDonald would go on to lead the team to wins in his first nine home games, extending the program's NCAA Division II-best home-court winning streak to 44 consecutive before a buzzer-beating three-pointer in overtime by eventual ECC Player of the Year Darian Hooker lifted N.Y. Institute of Technology past Daemen (85-84) to snap the streak on January 24, 2015.

Despite losing two starters to season-ending injuries, including first-team All-ECC selection Torrence Dyck, MacDonald helped the Wildcats advance to the postseason. With Daemen's teams still ineligible for ECC and/or NCAA Division II postseason, Daemen elected to partake in the United States Collegiate Athletic Association (USCAA) Division I National Championships in Uniontown, Pa., entering the tournament as the No. 1 overall seed. While there, MacDonald guided Daemen to wins over No. 8 Indiana-South Bend (69-63), No. 4 Concordia College (Ala.) (68-63) and No. 3 Rochester College (Mich.) (77-53) to capture the program's first USCAA national title, riding USCAA Division I Player of the Year and National Championships MVP Gerald Beverly to the tourney crown.

At the conclusion of the 2014-15 season, MacDonald was named the BCANY Division II Coach of the Year.

The 2015-16 season marked Daemen's first as a full-fledged NCAA Division II member, and it presented its share of challenges. Starting guards Supreme Hannah and Nick Petrucelli were lost to season-ending injuries, but that didn't stop MacDonald from leading the team to new and unprecedented heights. After opening the season with just three wins in their first eight outings, the Wildcats hit their stride after the calendar turned to January, scoring 15 wins in the final 19 games of the regular season.

A 94-81 win over Mercy on January 9 jump-started what turned out to be a nine-game winning streak. Included in the string was a miraculous 98-96 win over Roberts Wesleyan on January 12. Dyck's driving layup with four seconds remaining gave Daemen the lead after erasing a 22-point deficit over the final six minutes of the contest.

Daemen's 14-6 league record was good for a second-place finish in the final regular season standings, earning them the No. 2 seed and a bye into the semifinal round of the ECC Tournament which would mark the program's first-ever postseason berth at the NCAA Division II level. Taking on sixth-seeded Mercy in the semis, Daemen came through with a 103-102 win in overtime, advancing to the tournament finals. There, the Wildcats' season came to an end against top-seeded St. Thomas Aquinas.

The 2016-17 season saw MacDonald lead the Wildcats to 5-0 start out of the gates, including the veteran coach's 300th career win which came at Edinboro University (90-79) on November 23.

MacDonald's team would rebound from a four-game slide to rattle off 11 wins in 13 outings between mid-December and early-February. Included in the stretch was a 67-64 win over No. 23 St. Thomas Aquinas on January 4 - the Wildcats' first-ever victory against a ranked opponent at the NCAA Division II level. The Wildcats would go on to close the regular season at 18-8 overall and 12-6 in ECC play; the team's 12 league wins placed them fourth in the final ECC regular season standings.

Making their second straight ECC Tournament appearance, MacDonald led the Wildcats to a 73-71 win over fifth-seeded District of Columbia in the opening round. The win pushed the Wildcats' home record to 14-2 on the season, tying the team record for home wins in a season. The 2016-17 campaign came to an end in the semifinal round of the tournament where top-seeded St. Thomas Aquinas emerged victorious.

Before arriving at Daemen, MacDonald spent eight years leading the men's basketball team at Medaille College (2006-14) where he transformed the program into a regional contender at the NCAA Division III level. Inheriting a program that went 4-46 in the two years prior to his arrival, MacDonald's version of the Mavericks averaged 18 wins per season, while advancing to the postseason six times.

THE MACDONALD FILE

Daemen College
Head Coach (2014-Present)

Medaille College
Head Coach (2006-14)

Canisius College
Head Coach (1997-06)

Canisius College
Assistant Coach (1988-97)

MACDONALD YEAR-BY-YEAR

1997-98.....	13-14, 9-9 MAAC
1998-99.....	15-12, 11-7 MAAC
1999-00.....	10-20, 8-10 MAAC
2000-01.....	20-11, 9-9 MAAC
2001-02.....	10-20, 5-13 MAAC
2002-03.....	10-18, 6-12 MAAC
2003-04.....	10-20, 5-13 MAAC
2004-05.....	11-18, 8-10 MAAC
2005-06.....	9-20, 6-12 MAAC
2006-07.....	11-14, 7-11 AMCC
2007-08.....	15-13, 9-9 AMCC
2008-09.....	21-7, 14-4 AMCC
2009-10.....	24-5, 16-4 AMCC
2010-11.....	21-8, 15-3 AMCC
2011-12.....	25-3, 17-1 AMCC
2012-13.....	18-11, 13-5 AMCC
2013-14.....	14-12, 13-5 AMCC
2014-15.....	21-10, 13-7 ECC
2015-16.....	19-10, 14-6 ECC
2016-17.....	19-9, 12-6 ECC
2017-18.....	22-8, 15-3 ECC
2018-19.....	24-6, 16-2 ECC
2019-20.....	14-5, 3-2 ECC

OVERALL RECORD.....376-274 (.578)

CANISIUS RECORD.....108-153 (.414)

MEDAILLE RECORD.....149-73 (.671)

DAEMEN RECORD.....119-48 (.713)

GAME #20 // DAEMEN VS. DIST. COLUMBIA // JAN. 19, 2020 // UDC SPORTS COMPLEX

Medaille's emergence as a Division III power in the Northeast was cemented in MacDonald's final five seasons there, as he led the Mavericks to more wins (101) than any other Division III team in New York State, while ranking 17th nationally in wins during the same time frame.

MacDonald was named the Allegheny Mountain Collegiate Conference Coach of the Year on four occasions (2006-07, 2008-09, 2009-10, 2011-12). He left Medaille as the school's all-time leader in wins (149) and winning percentage (.671).

Prior to his stint at Medaille, MacDonald served as the head coach at Canisius College from 1997-2006, guiding the Golden Griffins to 108 wins which ranks him third in program history for coaching victories. While there, he was one of only five coaches in that program's storied history to orchestrate a 20-win season, and was named the 2000-01 BCANY Division I Co-Coach of the Year.

Before being elevated to the head coaching post at Canisius, MacDonald had been the Golden Griffins' top assistant coach under John Beilein, now the head coach of the NBA's Cleveland Cavaliers. In that role, MacDonald helped Canisius reach the 1996 NCAA Tournament in addition to two National Invitational Tournament appearances.

In addition to his coaching accomplishments, MacDonald brings a strong connection to the local community. His teams have been active with a number of community organizations in the greater Buffalo community and beyond, including the Boys and Girls Clubs of Buffalo, Blessed Sacrament Athletic Club and Coaches vs. Cancer. MacDonald and several of his players have also worked with the Drug Enforcement Administration and Mayor Byron Brown's office on the "Game Changers" program which provides academic and athletic opportunities for inner-city youths during the summer months.

A 1988 graduate of Saint Bonaventure University, MacDonald resides in Amherst with his wife Maura (nee Heary). The couple has raised four children - Matthew, Patrick, Nicholas and Mark. Matthew served as team captain during his collegiate career at the University of Pennsylvania and is now a player development assistant with the Brooklyn Nets. Patrick was a Division III All-American while playing at the State University of New York Maritime College, and is now enlisted in the United States Navy. Nicholas is a freshman on the basketball team at Niagara University.



MACDONALD VS. OPPONENTS

(Daemen tenure only)

Bridgeport.....	5-7	Lake Erie.....	1-1	Rochester (Mich.).....	1-0
Caldwell.....	2-0	Le Moyne.....	1-0	Saint Anselm.....	1-1
Concordia (Ala.).....	1-0	LIU Post.....	7-3	Saint Edward's.....	1-1
Concordia (N.Y.).....	1-0	Mercy.....	12-0	Saint Michael's.....	3-1
Dallas Baptist.....	1-0	Mercyhurst.....	1-4	Saint Rose.....	3-1
District of Columbia.....	9-2	Missouri Western State.....	1-0	Saint Thomas (Fla.).....	1-0
Dominican (N.Y.).....	3-0	Molloy.....	7-3	Saint Thomas Aquinas.....	3-11
Dowling.....	4-0	Nyack.....	3-0	Salem (W.Va.).....	2-0
Edinboro.....	3-0	New Haven.....	0-1	Slippery Rock.....	2-2
Felician.....	3-0	New York Tech.....	8-2	Stonehill.....	0-1
Holy Family.....	0-2	Northwest Missouri State.....	0-1	U. Sciences.....	1-0
Indianapolis.....	0-1	Post.....	1-0	Washington Adventist.....	1-0
Indiana-South Bend.....	1-0	Queens (N.Y.).....	9-2	West Liberty.....	1-0
		Roberts Wesleyan.....	12-0	Wilmington (Del.).....	3-0

MACDONALD VS. CONFERENCES

(Daemen tenure only)

Central Atlantic Collegiate Conference.....	16-2
Chicagoland Collegiate Athletic Conference.....	1-0
East Coast Conference.....	73-26
Great Lakes Valley Conference.....	0-1
Great Midwest Athletic Conference.....	1-1
Lone Star Conference.....	2-1
Mid-America Intercollegiate Athletic Assoc.....	1-1
Mountain East Conference.....	1-0
Northeast-10 Conference.....	8-5
Pennsylvania State Athletic Conference.....	6-6
The Sun Conference.....	1-0

MACDONALD VS. DIV. II REGIONS

(Daemen tenure only)

Atlantic Region.....	9-6
Central Region.....	1-1
East Region.....	97-32
Midwest Region.....	1-2
South Central Region.....	2-1

MACDONALD VS. NON-DIV. II OPP.

(Daemen tenure only)

NAIA.....	4-0
USCAA.....	4-0

MACDONALD IN POSTSEASON

(Daemen tenure only)

Overall.....	6-4
USCAA Tournament.....	3-0
NCAA Tournament.....	0-1
ECC Tournament.....	3-4

MACDONALD GAME SPLITS

(Daemen tenure only)

Home.....	70-14
Away.....	41-28
Neutral.....	8-6

TWO-TIME EAST COAST CONFERENCE REGULAR SEASON CHAMPIONS // 2019 NCAA TOURNAMENT

GAME #20 // DAEMEN VS. DIST. COLUMBIA // JAN. 19, 2020 // UDC SPORTS COMPLEX

WILDCATS BY THE NUMBERS

DOUBLE DIGIT SCORING	19-20	ECC	CAREER*
BASDEN	-	-	1
BOOK	-	-	2
B. HARRIS	11	3	44
K. HARRIS	5	-	5
REDBAND	12	3	66
SALZBERG	1	1	1
SARKIS	5	1	44
SISCHO	18	4	70
SLACK	4	2	4
WALLACE	8	3	8

20 + POINT GAMES	19-20	ECC	CAREER*
B. HARRIS	3	1	9
REDBAND	3	-	10
SARKIS	-	-	5
SISCHO	15	4	36
WALLACE	1	1	1

10 + REB GAMES	19-20	ECC	CAREER*
B. HARRIS	1	-	1
LUKE	1	1	1
REDBAND	-	-	2
SISCHO	13	3	38
WALLACE	1	1	1

5 + ASSIST GAMES	19-20	ECC	CAREER*
B. HARRIS	2	-	7
K. HARRIS	1	-	1
REDBAND	-	-	3
SARKIS	4	-	23
SISCHO	1	-	1
WALLACE	4	2	4

10 + ASSIST GAMES	19-20	ECC	CAREER*
SARKIS	-	-	1

5 + BLOCK GAMES	19-20	ECC	CAREER*
SISCHO	1	-	1

5 + STEAL GAMES	19-20	ECC	CAREER*
B. HARRIS	-	-	5

DOUBLE-DOUBLES	19-20	ECC	CAREER*
B. HARRIS	1	-	1
REDBAND	-	-	1
SISCHO	13	3	38

GAMES STARTED	19-20	CAREER	CONSEC.
B. HARRIS	13	60	6
K. HARRIS	9	9	-
LUKE	2	2	2
REDBAND	19	104	21
SARKIS	17	93	12
SISCHO	17	61	-
SLACK	1	1	-
WALLACE	17	17	4

* INCLUDES GAMES PLAYED FOR DAEMEN ONLY

BECOMING THE NORM

Daemen's 108-63 win over LIU Post last Feb. 15 was their 20th of the 2018-19 season. It marked Daemen's sixth 20-win campaign in the last eight seasons. Daemen has not won less than 19 games in a season since the 2010-11 campaign. Finishing the year at 24-6, it marked the program's most in a season since going 27-6 during the 2012-13 campaign, a year before the Wildcats began play as members of the East Coast Conference.

GOING STREAKING

Daemen has embarked on four winning streaks of at least nine games since the start of the 2018-19 season. Most recently, the Wildcats put together an 11-game winning streak, covering games played Nov. 2 through Dec. 13. The streak came to an end Dec. 15 following a seven-point loss to arch-nemesis St. Thomas Aquinas. The recent streak ranks as the longest of Daemen's NCAA Division II era (2015-present), and it also ranked as the longest streak in Division II and the second-longest across all NCAA divisions at the time it was broken.

NATIONAL SPOTLIGHT

For the first time as a member of NCAA Division II, Daemen opened the season as a nationally-ranked team. The Wildcats were ranked in both preseason national polls for Division II (NABC poll No. 22; D2SIDA poll No. 18), and have since risen as high as No. 8 in the NABC and D2SIDA polls, marking their highest ascent in both. Daemen had been ranked in 14 successive NABC polls, and 15 out of the 16 D2SIDA polls dating back to last January, before falling out of the national rankings in early January of 2020. The Wildcats are also ranked No. 7 in the D2SIDA East Region media poll this week.

DEFENDING THE DEN

Daemen has posted 10 or more home wins seven times in the last eight seasons, including a 15-1 mark in 2018-19 that established a new benchmark for home-court wins in a single season. The Wildcats have won 32 of their last 35 home games dating back to the 2017-18 season. They recently had a 17-game home winning streak - their longest since winning 44 straight from 2011-15. The recent streak was the fifth-longest home winning streak in Division II when it was snapped Jan. 12 vs. Bridgeport. Daemen is also unbeaten in 16 straight non-conference home games. Since joining the ECC (2013-14 season), Daemen is 50-10 in home conference games (.833 winning percentage). Since the start of the 2011-12 season, Daemen is 105-15 at home (.875 winning percentage). Of those 15 losses, seven have been decided by three points or fewer, including three by just a single point.

TEAM STATISTICS

	ALL GAMES	HOME	AWAY	NEUTRAL	NON-CONFERENCE	CONFERENCE
RECORD	14-5	9-1	4-3	1-1	11-3	3-2
SCORING	1528	826	569	133	1120	408
POINTS/GAME	80.4	82.6	81.3	66.5	80.0	81.6
SCORING MARGIN	+7.1	+11.1	+5.9	-8.0	+4.9	+13.6
FG-ATT	554-1150	303-627	207-428	44-95	405-840	149-310
FG %	.482	.483	.484	.463	.482	.481
3-PT FG-ATT	174-475	90-257	67-172	17-46	130-356	44-119
3-PT %	.366	.350	.390	.370	.365	.370
3-PT MADE/GAME	9.2	9.0	9.6	8.5	9.3	8.8
FT-ATT	246-336	130-174	88-125	28-37	180-250	66-86
FT %	.732	.747	.704	.757	.720	.767
REBOUNDS	713	415	239	59	512	201
REB/GAME	37.5	41.5	34.1	29.5	36.6	40.2
REB MARGIN	+4.7	+8.7	-0.4	+2.5	+4.3	+5.8
ASSISTS	258	145	90	23	199	59
ASSISTS/GAME	13.6	14.5	12.9	11.5	14.2	11.8
TURNOVERS	295	163	93	39	230	65
TO/GAME	15.5	16.3	13.3	19.5	16.4	13.0
TO MARGIN	-0.6	-1.6	+2.4	-6.5	-0.5	-1.0
AST/TO RATIO	0.9	0.9	1.0	0.6	0.9	0.9
STEALS	123	59	56	8	99	24
STL/GAME	6.5	5.9	8.0	4.0	7.1	4.8
BLOCKS	68	42	24	2	50	18
BLK/GAME	3.6	4.2	3.4	1.0	3.6	3.6

TWO-TIME EAST COAST CONFERENCE REGULAR SEASON CHAMPIONS // 2019 NCAA TOURNAMENT

TUNE UPS

In preparation for the 2019-20 regular season, Daemen played a trio of exhibition contests, including two against highly-touted Division I programs Buffalo and Syracuse. Despite having just seven days of practice under their belt, Daemen opened the brief exhibition season with a 111-73 loss against a Buffalo team that spent the majority of the 2018-19 season ranked among the top-25 teams in the country, finishing the year with a 32-4 overall record and a trip to the second round of the NCAA tournament. Less than 48 hours later the Wildcats made their first-ever appearance at the iconic Carrier Dome on the campus of SU, falling to the Orange and legendary head coach Jim Boeheim 90-71. It left as a decent a feeling as one can have following a 19-point defeat at the Wildcats played SU even (43-43) over the final 20 minutes. The exhibition slate wrapped up on Oct. 29 with Daemen blasting Mohawk (116-54) out of the Ontario Colleges Athletic Association. Andrew Sischo led the Wildcats by averaging 18.3 points and 10.3 rebounds over the three contests. He put up 28 points and 12 rebounds against Buffalo, numbers that no player has achieved against the Bulls in the last three seasons, and followed up with another double-double (15 points, 12 rebounds) at Syracuse. Breon Harris netted a team-high 23 points at the Carrier Dome, and finished the exhibition slate averaging 10.7 points per game. Newcomer Joey Wallace also made his presence felt, averaging 10.0 points, 4.0 rebounds and 3.3 assists per game.

NATIONAL HALL OF FAME CLASSIC

Daemen opened the 2019-20 season in

prestigious fashion as they were selected to take part in the Small College Basketball National Hall of Fame Classic held at the St. Joseph (Mo.) Civic Arena. In a battle of nationally-ranked teams, Daemen fell 85-65 in their season opener against No. 1 Northwest Missouri State. The Bearcats, who have won two of the last three national titles, extended their winning streak to 39 games, despite being outscored (55-54) over the middle 30 minutes of the contest. Daemen's Andrew Sischo impressed against the highly-touted Bearcats as he recorded the 26th double-double of his career, finishing with 24 points and 15 rebounds. The Wildcats regrouped for a come-from-behind win the following night against Missouri Western State, the quasi-tournament host playing less than 10 miles from their campus. A game-closing 15-6 run over the final 5:29 lifted the Wildcats past the Griffons. Newcomer Kyle Harris netted the go-ahead bucket at the 1:41 mark, part of his 11-point outing off the bench.

ECC-CACC CHALLENGE DOMINANCE

Daemen continued its winning ways at the ECC-CACC Challenge, earning home victories over Felician (95-80) on Nov. 8, and Nyack (80-74) on Nov. 9. Both games featured come-from-behind efforts. The Wildcats erased a 17-point first-half deficit in the win over Felician. After trailing by 11 at halftime, Daemen erupted for 56 second-half points, outscoring the Golden Falcons by 26 in the period. Andrew Sischo (31 points, 19 rebounds) scored 22 second-half points to lead the surge. Sischo was at it again vs. Nyack, finishing with 34 points and 17 boards en route to tournament MVP honors. He was joined on the all-tournament team by senior guards Jay Sarkis and Breon Harris.

HURST CURSE DASHED

Daemen exorcised some demons with a 67-65 defeat of Mercyhurst on Nov. 14. It marked the Wildcats' first win over Lakers since 2013, and just their second in the series overall. Andrew Sischo produced a double-double (22 points, 11 rebounds) and Joey Wallace put up 18 points, five boards, three assists and two steals to lead the way. The Wildcats and Lakers have met in seven successive seasons with five of those contests being decided by six points or less.

TOPPLING THE TOPPERS

Daemen posted a wire-to-wire 98-83 win over nationally-ranked West Liberty on Nov. 16. The Hilltoppers came into the game ranked in the top-five of both national polls for Division II (No. 4 NABC; No. 3 D2SIDA), and have routinely been among the nation's highest scoring teams, including in 2018-19 when they ranked first in scoring (100.9 ppg). The Hilltoppers came in averaging 130.5 points per game following two lopsided wins over Mansfield and Shaw, but Daemen was the aggressor from the get-go and built an 18-point advantage late in the first half. West Liberty would cut the deficit to seven points several times in the second half, but Daemen charged back and eventually cruised to the 15-point win. Andrew Sischo was dominant inside (29 points on 12-of-13 shooting, 18 rebounds), and the Wildcats got additional scoring from Joey Wallace (19 points), Breon Harris (17), Kyle Harris (11) and Jeff Redband (10).

SCORING BREAKDOWN (DAEMEN/OPPONENT)

GAME	PTS IN PAINT	PTS OFF TOs	2ND CH. PTS	1ST HALF	2ND HALF	OT	FT	FB	STARTERS	BENCH
vs. NW Missouri St.	24/34	0/25	12/4	27/39	38/46	-	16/14	0/8	49/74	16/11
vs. Missouri Western	22/32	18/23	9/13	32/34	36/30	-	12/14	16/26	52/42	16/22
FELICIAN	50/36	14/15	6/11	39/50	56/30	-	12/13	24/32	76/62	19/18
NYACK	30/32	9/16	8/11	39/38	41/36	-	15/13	12/24	75/29	5/35
MERCYHURST	28/24	16/12	14/8	29/32	38/33	-	16/11	8/2	54/43	13/22
WEST LIBERTY	40/40	28/19	18/16	57/45	41/38	-	14/13	24/20	86/62	12/21
LE MOYNE	44/14	18/15	11/8	43/40	46/39	-	11/11	10/8	67/57	22/22
WILMINGTON	34/26	19/16	13/9	37/40	46/41	-	19/2	12/12	71/67	12/14
at U. Sciences	34/22	24/5	22/4	36/30	47/27	-	7/13	22/6	61/15	22/42
SALEM	46/30	30/7	17/7	41/24	48/35	-	3/2	5/14	70/44	19/15
ROBERTS WESLEYAN	38/26	20/14	14/6	46/34	50/36	-	20/15	20/14	69/54	27/16
at Mercy	50/28	11/11	17/8	45/25	58/34	-	9/15	12/8	51/44	52/15
at St. Thomas Aq.	0/2	25/18	8/13	37/40	43/47	-	17/25	0/0	58/75	22/12
at St. Rose	42/50	27/29	7/19	44/41	52/47	-	20/21	20/14	83/63	13/25
at St. Anselm	28/32	6/22	5/12	32/51	27/36	-	11/12	8/10	52/78	7/9
at St. Michael's	34/40	22/12	7/7	31/25	41/43	-	13/6	6/12	70/65	2/3
at Stonehill	26/34	17/19	10/6	31/33	45/49	-	11/12	6/8	72/69	4/13
QUEENS	26/30	8/13	6/5	40/18	25/39	-	8/5	6/10	50/39	15/18
BRIDGEPORT	30/36	6/10	13/15	28/33	36/34	-	12/8	12/8	36/57	28/10
at Dist. Columbia	-	-	-	-	-	-	-	-	-	-
MOLLOY	-	-	-	-	-	-	-	-	-	-
NEW YORK TECH	-	-	-	-	-	-	-	-	-	-
at Roberts Wesleyan	-	-	-	-	-	-	-	-	-	-
at Bridgeport	-	-	-	-	-	-	-	-	-	-
at Queens	-	-	-	-	-	-	-	-	-	-
ST. THOMAS AQUINAS	-	-	-	-	-	-	-	-	-	-
MERCY	-	-	-	-	-	-	-	-	-	-
DIST. COLUMBIA	-	-	-	-	-	-	-	-	-	-
at Molloy	-	-	-	-	-	-	-	-	-	-
at New York Tech	-	-	-	-	-	-	-	-	-	-

DOWNTOWN DEBUT

Daemen's first-ever game at KeyBank Center in downtown Buffalo was a successful one on Nov. 23 as the Wildcats rallied for an 83-81 win over upset-minded Wilmington. After opening up an early nine-point lead, the tables turned and Daemen trailed by as many as seven points in the second half.

Wilmington led for more than 22 minutes in the game, but a deep three-pointer by Breon Harris with 32 seconds remaining put Daemen ahead. Harris came up with a steal on Wilmington's final possession to help seal the deal. He finished with a season-high 21 points, and Andrew Sischo tossed in 24 points and eight rebounds as well. Joey Wallace keyed the comeback by shooting 10-for-11 from the free throw line in the second half. The game was played as a part of a doubleheader with Big 4 rivals Canisius and St. Bonaventure taking the floor afterwards. It marked the first doubleheader at Buffalo's largest indoor sporting venue involving local teams since 2015. The 19,000-seat arena has been the site of the NCAA Division I men's basketball tournament six times since its opening in 1996.

YOU CAN COME HOME AGAIN

Daemen's game at KeyBank Center was a return 14 years in the making for Daemen head coach Mike MacDonald. The longtime bench boss coached in more than 40 games at the downtown arena from 1996-2005 while working at Canisius (including stints as an assistant and head coach). It marked his first game coached in the building since a 79-59

loss to Rider in the 2005 Metro Atlantic Athletic Conference Tournament (Mar. 5, 2005). MacDonald is the all-time leader for coaching wins at KeyBank Center. The Daemen win there over Wilmington extended his career record to 18-11 in the building, and was his first victory there since a 62-60 triumph over Marist on March 4, 2005.

COMEBACK KIDS

Daemen is quickly developing a reputation as a team that won't be buried. Six of their wins this season have featured second-half comebacks. Here is a summary of deficits overcome this season:

vs. Missouri Western: 10 points (1st half); 5 points (under 7 minutes to play)

vs. Felician: 17 points (1st half); 11 points (halftime)

vs. Nyack: 3 points (under 3 minutes to play)

vs. Mercyhurst: 8 points (under 10 minutes to play)

vs. Le Moyne: 9 points (under 6 minutes to play)

vs. Wilmington: 7 points (under 8 minutes to play)

INDIVIDUAL STATISTICAL RANKS

PLAYER	STAT	ECC	NCAA II
POINTS PER GAME			
Andrew Sischo	25.6	1st	6th
Breon Harris	13.0	16th	-
Jeff Redband	11.9	21st	-
Joey Wallace	10.6	23rd	-
REBOUNDS PER GAME			
Andrew Sischo	12.3	2nd	2nd
Joey Wallace	5.4	18th	-
ASSISTS PER GAME			
Jay Sarkis	3.1	10th	-
Joey Wallace	2.7	13th	-
Breon Harris	2.2	18th	-
BLOCKS PER GAME			
Andrew Sischo	1.2	5th	105th
Jeff Redband	1.2	6th	115th
STEALS PER GAME			
Breon Harris	1.9	5th	92nd
FIELD GOAL %			
Andrew Sischo	64.9	1st	11th
Jeff Redband	43.4	19th	-
FIELD GOALS MADE			
Andrew Sischo	181	1st	1st
Breon Harris	70	19th	-
3-POINT FG %			
Jeff Redband	42.9	7th	45th
Keith Slack	41.5	9th	-
Breon Harris	38.4	12th	-
Kyle Harris	38.0	13th	-
3-POINT FG MADE			
Jeff Redband	54	1st	15th
Breon Harris	28	9th	-
Jay Sarkis	22	16th	-
FREE THROW %			
Joey Wallace	75.8	9th	-
Andrew Sischo	69.9	11th	-
FREE THROWS MADE			
Andrew Sischo	93	1st	11th
Joey Wallace	50	7th	188th
Jeff Redband	34	16th	-
ASSIST/TURNOVER RATIO			
Jay Sarkis	1.5	12th	190th
Keith Slack	1.4	14th	-
MINUTES			
Andrew Sischo	607	1st	10th
Jeff Redband	598	2nd	15th
Jay Sarkis	549	4th	71st
Joey Wallace	530	9th	119th
MINUTES PER GAME			
Andrew Sischo	33.7	5th	135th
Jay Sarkis	32.3	9th	-
Jeff Redband	31.5	13th	-
Joey Wallace	29.4	17th	-

GAME-BY-GAME STARTERS

Game	1	2	3	4	5
vs. NW Missouri St.	Sarkis	B.Harris	Wallace	Redband	Sischo
vs. Missouri Western	Sarkis	Slack	Wallace	Redband	Sischo
FELICIAN	Sarkis	B.Harris	Wallace	Redband	Sischo
NYACK	Sarkis	B.Harris	Wallace	Redband	Sischo
MERCYHURST	Sarkis	B.Harris	Wallace	Redband	Sischo
WEST LIBERTY	B.Harris	K.Harris	Wallace	Redband	Sischo
LE MOYNE	B.Harris	K.Harris	Wallace	Redband	Sischo
WILMINGTON	Sarkis	B.Harris	Wallace	Redband	Sischo
at U. Sciences	Sarkis	K.Harris	Wallace	Redband	Sischo
SALEM	Sarkis	K.Harris	Wallace	Redband	Sischo
ROBERTS WESLEYAN	Sarkis	K.Harris	Wallace	Redband	Sischo
at Mercy	Sarkis	K.Harris	Wallace	Redband	Sischo
at St. Thomas Aquinas	Sarkis	K.Harris	Wallace	Redband	Sischo
at St. Rose	Sarkis	B.Harris	K.Harris	Redband	Sischo
at St. Anselm	Sarkis	B.Harris	K.Harris	Redband	Sischo
at St. Michael's	Sarkis	B.Harris	Wallace	Redband	Sischo
at Stonehill	Sarkis	B.Harris	Wallace	Redband	Sischo
QUEENS	Sarkis	B.Harris	Wallace	Redband	Luke
BRIDGEPORT	Sarkis	B.Harris	Wallace	Redband	Luke
at Dist. Columbia	-	-	-	-	-
MOLLOY	-	-	-	-	-
NEW YORK TECH	-	-	-	-	-
at Roberts Wesleyan	-	-	-	-	-
at Bridgeport	-	-	-	-	-
at Queens	-	-	-	-	-
ST. THOMAS AQUINAS	-	-	-	-	-
MERCY	-	-	-	-	-
DIST. COLUMBIA	-	-	-	-	-
at Molloy	-	-	-	-	-
at New York Tech	-	-	-	-	-

DAEMEN'S RECORD WHEN...

AT HOME 9-1
TRUE ROAD GAME 4-3
NEUTRAL SITE GAME 1-1

IN NOVEMBER 8-1
IN DECEMBER 4-1
IN JANUARY 2-3
IN FEBRUARY 0-0
IN MARCH 0-0

LEAD AT HALFTIME 10-0
TIED AT HALFTIME 0-0
TRAIL AT HALFTIME 4-4

SCORE LESS THAN 60 PTS 0-1
SCORE 60-69 PTS 3-2
SCORE 70-79 PTS 1-1
SCORE 80-89 PTS 5-1
SCORE 90-99 PTS 4-0
SCORE 100+ PTS 1-0

ALLOW LESS THAN 60 PTS 4-0
ALLOW 60-69 PTS 3-1
ALLOW 70-79 PTS 3-0
ALLOW 80-89 PTS 4-4
ALLOW 90-99 PTS 0-0
ALLOW 100+ PTS 0-0

+ REBOUND MARGIN 12-3
- REBOUND MARGIN 2-2
REBOUNDS ARE TIED 0-0

SHOOT 50% OR BETTER 6-1
SHOOT UNDER 50% 8-4

OPPONENT SHOOTS 50% + 3-2
OPPONENT SHOOTS > 50% 11-3

ON MONDAYS 0-0
ON TUESDAYS 1-0
ON WEDNESDAYS 1-1
ON THURSDAYS 3-0
ON FRIDAYS 3-1
ON SATURDAYS 6-1
ON SUNDAYS 0-2

MISCELLANEOUS STATS

STARTING LINEUPS

W/L	G	G	G/F	F	C
5-2	Sarkis	B.Harris	Wallace	Redband	Sischo
4-1	Sarkis	K.Harris	Wallace	Redband	Sischo
2-0	B.Harris	K.Harris	Wallace	Redband	Sischo
1-0	Sarkis	Slack	Wallace	Redband	Sischo
1-1	Sarkis	B.Harris	K.Harris	Redband	Sischo
1-1	Sarkis	B.Harris	Wallace	Redband	Luke

WIN/LOSS MARGIN

	1	2	3	4	5	6	7	8	9	10	11-15	16-20	20-29	30+
Wins		2		2		1		2		1	2		2	2
Losses			1			1	1					1	1	

LEADS & DEFICITS

Daemen's Biggest Halftime Lead 22 vs. Queens (01/10/20)
Daemen's Biggest Halftime Lead Lost N/A
Daemen's Biggest Halftime Deficit 19 @ St. Anselm (01/01/20)
Daemen Biggest Halftime Deficit Overcome 11 vs. Felician (11/8/19)
Daemen's Biggest Margin Of Victory 44 @ Mercy (12/13/19)
Daemen's Biggest Margin Of Defeat 28 @ St. Anselm (01/01/20)

DOUBLE-FIGURE SCORING

Andrew Sischo 18
Jeff Redband 12
Breon Harris 11
Joey Wallace 8
Kyle Harris 5
Jay Sarkis 5
Keith Slack 4
Ryan Salzberg 1

DOUBLE-FIGURE REBOUNDING

Andrew Sischo 13
Breon Harris 1
Joey Wallace 1
Chris Luke 1

DOUBLE-DOUBLES

Andrew Sischo 13
Breon Harris 1

20-POINT SCORERS

Andrew Sischo 15
Jeff Redband 3
Breon Harris 3
Joey Wallace 1

30-POINT SCORERS

Andrew Sischo 5

IN THE POLLS

D2SIDA NATIONAL POLL		NABC NATIONAL POLL		D2SIDA REGIONAL POLL		NCAA REGIONAL RANKINGS
Preseason	18	Preseason	22	Preseason	T-1	
Nov. 19	10	Nov. 19	17	Nov. 18	1	
Nov. 26	8	Nov. 26	13	Nov. 25	1	
Dec. 3	8	Dec. 3	11	Dec. 2	1	
Dec. 10	8	Dec. 10	8	Dec. 9	1	
Dec. 17	15	Dec. 17	19	Dec. 16	2	
Jan. 7	-	Dec. 31	16	Jan. 6	5	
Jan. 14	-	Jan. 7	RV	Jan. 13	7	
-	-	Jan. 14	-	-	-	
-	-	-	-	-	-	
-	-	-	-	-	-	
-	-	-	-	-	-	
-	-	-	-	-	-	
-	-	-	-	-	-	
-	-	-	-	-	-	
-	-	-	-	-	-	

THE LAST TIME

THE LAST TIME A DAEMEN PLAYER...

Scored 20-29 points.....	Andrew Sischo (28) vs. Bridgeport, 01/12/20
Scored 30-39 points.....	Andrew Sischo (34) at St. Rose, 12/19/19
Scored 40-49 points.....	Gerald Beverly (40) vs. Concordia (Ala.), 03/05/14
Made 10 field goals.....	Andrew Sischo (12-16) vs. Bridgeport, 01/12/20
Made 10 free throws.....	Joey Wallace (10-11) vs. Wilmington, 11/23/19
Made 5-9 three-pointers.....	Breon Harris (5-7) at Stonehill, 01/04/20
Made 10 three-pointers.....	David Skolen (12-18) vs. Waynesburg, 11/15/89
Had 10-14 rebounds.....	Andrew Sischo (11) vs. Bridgeport, 01/12/20
Had 15-19 rebounds.....	Andrew Sischo (18) vs. West Liberty, 11/16/19
Had 20 rebounds.....	Andrew Sischo (20) at U. Sciences, 11/30/19
Had 10 assists.....	Darius Garvin (10) at St. Thomas Aquinas, 02/02/18
Had 5 blocks.....	Andrew Sischo (5) vs. Felician, 11/08/19
Had 5 steals.....	Breon Harris (6) at St. Thomas Aquinas, 02/22/19
Had a double-double.....	Andrew Sischo (28 pts, 11 rebs) vs. Bridgeport, 01/12/20
Had 20 points and 20 rebounds.....	Andrew Sischo (36 pts, 23 rebs) vs. Molloy, 02/16/18
Had consecutive double-doubles.....	Andrew Sischo (3), 11/30/19 - 12/07/19
Scored go-ahead points in final 15 seconds of win.....	Deion Hamilton (FG with 14 seconds remaining) vs. St. Thomas Aquinas, 01/25/19

THE LAST TIME A DAEMEN TEAM...

Allowed 50 points or fewer.....	vs. Dominican (W, 60-49), 11/12/16
Won by 20-29 points.....	vs. Roberts Wesleyan (W, 96-70), 12/07/19
Won by 30+ points.....	at Mercy (W, 103-59), 12/13/19
Scored 90-99 points.....	at St. Rose (W, 96-88), 12/19/19
Scored 100+ points.....	at Mercy (W, 103-59), 12/13/19
Had 50 rebounds.....	at Mercy (51), 12/13/19
Shot 50% or better from the field.....	at Stonehill (28-53, 52.8%), 01/04/20
Shot 60% or better from the field.....	at St. Rose (34-56, 60.7%), 12/19/19
Shot 50% or better from three-point range (min. 10 attempts).....	vs. Bridgeport (11-22, 50%), 03/03/19
Shot 60% or better from three-point range (min. 10 attempts).....	vs. NYIT (10-16, 62.5%), 01/14/18
Shot 90% or better from free throw line (min. 10 attempts).....	vs. Le Moyne (11-11, 100%), 11/19/19
Finished without a three-point field goal.....	vs. Queens (0-12), 11/09/12
Made 10-14 three-pointers.....	at Mercy (14-30), 12/13/19
Made 15 three-pointers.....	vs. LIU Post (19-39), 02/15/19
Had 10 blocked shots.....	vs. Indianapolis (10), 12/18/14
Had 10 steals.....	at St. Michael's (11), 01/02/20
Had 20 assists.....	at St. Rose (21), 12/19/19
Had 4 players in double figures.....	at Stonehill (B.Harris 23, Sischo, 22, Wallace 12, Redband 10), 01/04/20
Had 5 players in double figures.....	vs. Roberts Wesleyan (Sischo 29, Sarkis 14, Wallace 14, Slack 11, Redband 10), 12/07/19
Had 6 players in double figures.....	vs. Dist. Columbia (Sischo 19, Hamilton 14, Redband 13, Lee Yaw 13, Harris 10, Sarkis 10), 01/27/19
Had all 5 starters in double figures.....	vs. West Liberty (Sischo 29, Wallace 19, B.Harris 17, K.Harris 11, Redband 10), 11/16/19
Had 2 players score 20+ points.....	at Stonehill (B.Harris 23, Sischo 22), 01/04/20
Had 2 players with 10+ rebounds.....	vs. Nyack (Sischo 17, B.Harris 11), 11/08/19
Had 2 players record a double-double.....	vs. Nyack (Sischo 34 pts/17 rebs, B.Harris 11 pts/11 rebs), 11/08/19
Won in overtime.....	vs. St. Thomas Aquinas (W, 82-79), 01/25/19
Lost in overtime.....	at Dist. Columbia (L, 90-84), 12/03/16
Scored 80 points or more and lost.....	at St. Thomas Aquinas (L, 87-80), 12/15/19
Scored 90 points or more and lost.....	at Dominican (L, 98-93, OT), 01/07/14
Allowed 60 points or fewer and lost.....	vs. St. Thomas Aquinas (L, 60-57), 03/03/18
Played a nationally-ranked opponent.....	at No. 24/No. 18 St. Thomas Aquinas (L, 87-80), 12/15/19
Defeated a nationally-ranked opponent.....	vs. No. 4/No. 3 West Liberty (W, 98-83), 11/16/19

LET IT FLY

After making a season-low five three-pointers in a 67-65 win over Mercyhurst, Daemen averaged 10.8 made threes in their next nine games from Nov. 16 to Dec. 19. The Wildcats hit 10+ threes in six of those games, including five in a row. It's the first such five-game streak in recent history. You have to go back to the final two games of the 2014-15 season and the first two of 2015-16 to find a consecutive four-game stretch where the Wildcats hit 10 or more threes. The Wildcats equaled their season-high with 14 three-pointers in a road win at Mercy on Dec. 13, and they lead the ECC in both three-pointers made per game (9.2) and three-point shooting percentage (.366).

GETTING DEFENSIVE

Daemen allowed just 61.3 points per game in decisive wins over U. Sciences (83-57), Salem (89-59), Roberts Wesleyan (96-70) and Mercy

(103-59). The Wildcats limited those opponents to just 39 percent shooting overall (87-for-224) and a chilly 28 percent from three-point range (26-for-92). They held back-to-back opponents under 60 points for the first time since wins over St. Michael's (64-55) and St. Rose (74-55) in late December of 2018. Daemen recorded 11 steals in the win over U. Sciences, and added 10 more thefts against Salem - their first consecutive games with 10+ steals since a three-game string in January of 2014 (vs. Dominican, District of Columbia, Dowling). For the season, Daemen is allowing 73.3 points per game, second-best among all ECC teams.

MAN IN THE MIDDLE

Redshirt junior center Andrew Sischo headlines Daemen's returning players after earning East Coast Conference and Division II Conference Commissioner's Association East Region Player of

the Year honors in 2018-19. A two-time first-team All-ECC selection, Sischo has set new team benchmarks for points scored by a freshman (462) and sophomore (585), and also became just the sixth player in team history to average a double-double (20.9 ppg, 10.1 rpg) for an entire season. Through 18 games this year, Sischo is averaging monster numbers (25.6 ppg, 12.3 rpg, 1.2 bpg, 64.9% FG). He's posted 15 games of 20+ points, and has topped 30 points five times. He leads the country in double-doubles and made field goals, and also ranks second in rebounding, sixth in scoring and 11th in field goal percentage. Already this season, he's been named to the SCB National Hall of Fame Classic all-tournament team, MVP of the ECC-CACC Challenge, a two-time ECC Defensive Player of the Week, a five-time ECC Player of the Week and a two-time U.S. Basketball Writers Association Men's Division II National Player of the Week.

DOUBLE-DOUBLE YOUR DELIGHTMENT

Andrew Sischo has been a double-double machine this season, racking up 13 of them through his first 18 games, a total that presently leads the country. He opened the season with seven consecutive double-doubles, and has four this season that include 30-point outputs. Sischo, who ranked sixth nationally with 17 double-doubles last season, has totaled 38 of them in 76 career games - the most for a Daemen player since Gerald Beverly totaled 46 in his career spanning 2011-15.

CLIMBING THE LADDER

With each passing game, Andrew Sischo continues to climb among Daemen's all-time statistical leaders. In 76 career games, Sischo has totaled 1,508 points and 766 rebounds. He stands as one of only four players in program history with at least 1,500 points and 700 rebounds. He ranks seventh all-time in scoring, fifth in career rebounding sixth in made field goals (605), and 10th in blocked shots (75).

AMONG THE BEST

Andrew Sischo has been named to the Bevo Francis Award Top 100 Watch List by Small College Basketball, a national organization which highlights the accomplishments of non-NCAA Division I basketball teams and student-athletes. The Bevo Francis Award is named for the former basketball star at Rio Grande College who averaged 50.1 points per game during the 1952-53 season. It is awarded to the player who is deemed to have had the finest season within Small College Basketball, which consists of NCAA Divisions II and III as well as the National Association of Intercollegiate Athletics (NAIA), United States Collegiate Athletic Association (USCAA) and National Christian College Athletic Association (NCCAA).

THREE-DICULOUS SHOOTING

Over the course of his career, forward Jeff Redband has established himself as one of the preeminent three-point shooters in the ECC, as well as among Daemen's all-time leaders. Redband is the first Daemen player with 60 or more three-pointers in three straight seasons since Brian Montanaro did so four straight times from 2002-06. A two-time All-ECC pick, including a second-team selection last season, Redband has appeared in all 107 games since the start of the 2016-17 season, making 104 starts and helping Daemen to a 79-28 record. He has totaled 1,239 points, 486 rebounds, 270 three-point field goals and 89 blocks in his career. He recently moved past Kharmen Wingard for third place on Daemen's all-time three-point field goals list, and he stands 18 shy of Montanaro's program record (288). He also ranks 14th in points and sixth in blocks among Daemen's all-time leaders. Redband has made at least one three-pointer in 49 of the last 53 games, and has made five or more 17 times in his career. He leads the team and ECC with 54 three-pointers (ranks 15th nationally) this season, and is producing 11.9 points, 3.8 rebounds, 1.2 blocks and 1.0 steals per game.

BREAKOUT BREON

Senior guard Breon Harris was inserted into the starting lineup midway through the 2017-18 season, and went on to help Daemen win 41 of their next 49 contests (through the end of the 2018-19 season). He's been a third-team All-ECC

selection in each of the last two seasons, and has also earned ECC Championships all-tournament team honors twice in his career. Harris swiped 70 steals as a sophomore, the third-highest single-season total in team history and making him the first player with at least 70 since Russell John totaled 73 in 1990-91. He added 53 steals to his career total last season, becoming just the fifth player to lead the Wildcats in steals at least twice, and the first player with 50+ steals in consecutive seasons since Mark Coppola in 2011-12 and 2012-13. He was named to the ECC-CACC Challenge all-tournament team for the second straight year after averaging 14.5 points, 9.0 rebounds and 6.5 assists in Daemen wins over Felician and Nyack. Those contributions included the first double-double of his career, as he totaled 11 points and a career-high 11 boards vs. Nyack. He's topped 20 points three times this season, including Nov. 23 vs. Wilmington when he hit the go-ahead three-pointer with just over 30 seconds remaining. He's producing 13.0 points per game and leads the team in steals (28) this season. Harris, who recently became just the ninth player in team history to reach 150 career steals, has totaled 847 points, 300 rebounds, 194 assists and 154 steals in 85 career games played.

SHINING STAR-KIS

Redshirt senior guard Jay Sarkis has been a fixture in the Daemen lineup since arriving on campus in 2015. Sarkis has appeared in 99 of a possible 108 games (excluding a redshirt season in 2016-17), while making 93 starts. He's recorded at least one three-pointer in 81 games, totaling 169 triples in his career (7th in team history). He's just the eighth player in program history with at least 150 three-point field goals. Sarkis contributed 8.2 points and a team-best 3.1 assists per game in 2018-19. His finest season came a year earlier when he put up career-highs in points (372), assists (106) and rebounds (86), and finished the season ranking among the ECC's top-five statistical leaders in minutes (3rd), minutes per game (5th), three-point field goals (4th), three-point shooting percentage (5th) and assists (3rd). Sarkis dished out a season-high eight assists in Daemen's 89-59 win over Salem on Dec. 4. He has totaled 926 points and 298 assists in his career. He recently moved past Monty Montgomery for 10th place on Daemen's career assists list. Sarkis is seeing 32.3 minutes per game, and producing 7.0 points and 3.1 assists per outing this season.

WALK WITH WALLACE

Redshirt senior wing Joey Wallace is the most experienced of Daemen's 10 newcomers this season. The son of former Syracuse star and NBA veteran John Wallace, Joey Wallace came to Daemen with 85 games of Division II experience under his belt across parts of four seasons playing for Southern Connecticut State. The Rochester native contributed 8.7 points and 5.1 rebounds per game across his tenure there. He's made an immediate impact here with the Wildcats, starting 17 games and producing 10.6 points, 5.4 rebounds, and 2.7 assists per game. He has had eight games with 10+ points, including 19 vs. nationally-ranked West Liberty on Nov. 16. He's also making his mark at the defensive end, routinely matching up with the opposition's top perimeter player. Wallace has twice been named the ECC Defensive Player of the Week this season. Including his time at Southern

Connecticut, Wallace has totaled 946 points, 533 rebounds and 325 assists in 92 career games played.

FRESH FACES

The Wildcats welcome 10 new players to the fold this season to round out a large 20-player roster. Buffalo natives Donte' Williams and Kyle Harris are proven college players. Williams, a 6'4" guard/forward, has one season of remaining eligibility following previous stops at Southeastern Iowa Community College and California University (Pa.). He averaged 10.7 points and 5.2 rebounds per game for the Vulcans last season. Harris comes over after a prolific junior college career at Erie Community College where he played for head coach Alex Nwora, a Daemen graduate and inductee of the Daemen Hall of Fame. Harris brings a winning pedigree (47-17 record at ECC) and tremendous three-point shooting ability (166 three-pointers in the last two seasons) to the Wildcats. Big man Chris Luke (7'0", Jr., C) gives the Wildcats some depth at the center position. Freshmen Keith Slack and Ryan Salzberg are expected to compete for minutes in the backcourt.

REPRESSING THE REDHAWKS

Daemen has won 18 straight (and 25 of the last 26) meetings with Roberts Wesleyan. It ranks as Daemen's longest active winning streak against any single opponent, and one of three that have reached double figures (also 13 straight vs. Mercy, 16 straight vs. Houghton). Eleven of the last 18 meetings have been decided by nine points or fewer. The closest margin was a 98-96 final on Jan. 12, 2016 when Daemen erased a 22-point deficit with just over six minutes to play, riding the strong play of Rochester native Torrence Dyck who finished with a career-high 35 points. The streak also includes one overtime game, a 77-72 final on Nov. 26, 2013 which was Daemen's first-ever ECC victory.

TOURNAMENT TESTED

After facing St. Anselm on New Year's Day, Daemen has now played games against six teams that advanced to the NCAA tournament last season: St. Anselm, St. Thomas Aquinas, Le Moyne, West Liberty, Mercyhurst, and Northwest Missouri State. Of those teams, five reached at least the Sweet 16, three won their regional championships and advanced to the Elite 8, two went to the Final 4, and of course NMSU completed a perfect season by winning the national title. The Wildcats are 3-3 against NCAA tournament teams so far this season, earning wins over defending Atlantic Region champion Mercyhurst, Atlantic Region finalist West Liberty and Le Moyne. Losses have come against defending national champion Northwest Missouri State, East Region finalist St. Thomas Aquinas and defending East Region champion St. Anselm.

SEASON RECORDS

POINTS				THREE-POINT FIELD GOALS				REBOUNDS			
1.	Rob Robinson	767	1990-91	1.	David Skolen	114	1989-90	1.	Jim Chapman	394	1988-89
2.	David Skolen	699	1989-90	2.	Kharmen Wingard	86	2003-04	2.	Gerald Beverly	373	2014-15
3.	Russell John	629	1990-91	3.	Brian Montanaro	84	2004-05	3.	Alex Nwora	347	1991-92
4.	Gerald Beverly	620	2014-15	4.	Pete Loney	83	2008-09	4.	Brian Pettit	329	1996-97
5.	Torrence Dyck	612	2015-16	5.	Jeff Redband	79	2018-19	5.	Alex Nwora	313	1992-93
6.	Chris Lewis	611	1989-90	6.	Russell John	78	1990-91	6.	Alex Nwora	312	1990-91
7.	Brian Montanaro	592	2005-06	7.	Donjuan Tyson	77	2006-07	7.	Brian Pettit	288	1995-96
8.	Andrew Sischo	585	2018-19	8.	Gabriel Marshall	76	2003-04	8.	Chris Lewis	287	1989-90
9.	Rob Robinson	567	1989-90		Kharmen Wingard	76	2004-05	9.	Andrew Sischo	283	2018-19
10.	Joe Olsen	560	2005-06	10.	Kharmen Wingard	75	2002-03	10.	Gerald Beverly	280	2013-14
					Jordan Greene	75	2014-15				
POINTS PER GAME				THREE-POINT % (min. 1 3PT/game)				REBOUNDS PER GAME			
1.	Rob Robinson	25.6	1990-91	1.	David Skolen	.557	1986-87	1.	Jim Chapman	14.1	1988-89
2.	Torrence Dyck	21.9	2015-16	2.	Marty Lange	.524	1997-98	2.	Gerald Beverly	12.0	2014-15
3.	David Skolen	21.8	1989-90	3.	Mike Maisto	.500	2007-08	3.	Alex Nwora	11.6	1992-93
	Ralph Henderson	21.8	1987-8		Jesse Lalka	.500	2015-16		Alex Nwora	11.6	1991-92
5.	Russell John	21.0	1990-91	5.	David Skolen	.491	1989-90	5.	Brian Pettit	10.6	1996-97
6.	Ralph Henderson	20.5	1986-87	6.	David Skolen	.477	1988-89	6.	Alex Nwora	10.4	1990-91
7.	Andrew Sischo	20.9	2018-19	7.	Kevin Lange	.461	2002-03	7.	Sandy Finney	10.2	1995-96
8.	Gerald Beverly	20.0	2014-15		Jay Sarkis	.461	2015-16	8.	Sandy Finney	10.1	1994-95
9.	Alex Nwora	19.6	1992-93	9.	Brian Montanaro	.452	2004-05		Andrew Sischo	10.1	2018-19
10.	Torrence Dyck	19.3	2014-15	10.	Jeff Redband	.450	2016-17	10.	Gerald Beverly	10.0	2013-14
FIELD GOALS				FREE THROWS				ASSISTS			
1.	Chris Lewis	257	1989-90	1.	Rob Robinson	282	1990-91	1.	Mark Coppola	203	2012-13
2.	David Skolen	247	1989-90	2.	Gerald Beverly	180	2014-15		Derrick Henry	203	1988-89
3.	Rob Robinson	231	1990-91	3.	Rob Robinson	176	1991-92	3.	Rob Robinson	187	1990-91
4.	Andrew Sischo	229	2018-19	4.	Alex Nwora	161	1992-93	4.	Rob Robinson	186	1989-90
5.	Gerald Beverly	219	2014-15	5.	Joe Olsen	148	2005-06	5.	Mark Coppola	161	2011-12
6.	Russell John	218	1990-91	6.	Rob Robinson	142	1989-90	6.	Tim Foley	157	1994-95
7.	Torrence Dyck	217	2015-16	7.	Monty Montgomery	140	2000-01	7.	Mark Coppola	154	2013-14
8.	Rob Robinson	205	1989-90	8.	Jonathan Walker	139	2002-03	8.	Steve Chandler	152	2003-04
9.	Gerald Beverly	200	2013-14	9.	Jonathan Walker	134	2001-02	9.	Steve Chandler	147	2002-03
10.	Andrew Sischo	195	2017-18	10.	Ralph Henderson	133	1987-88	10.	Russell John	139	1991-92
FIELD GOAL % (min. 150 made)				FREE THROW % (min. 100 made)				STEALS			
1.	Stefan Van Duluitgaarden	.661	1991-92	1.	David Skolen	.850	1989-90	1.	Derrick Henry	74	1988-89
2.	Chris Lewis	.624	1989-90		Todd Zielinski	.850	1996-97	2.	Russell John	73	1990-91
3.	Brian Harmon	.610	1986-87	3.	Kevin Lange	.844	2002-03	3.	Breon Harris	70	2017-18
4.	Gerald Beverly	.607	2014-15	4.	Rob Robinson	.827	1991-92	4.	Casey Sheehan	68	2012-13
5.	Brian Pettit	.605	1998-99	5.	David Skolen	.823	1988-89	5.	Devon Dawson	67	2007-08
6.	Chris Lewis	.603	1988-89	6.	Mark Rouse	.806	2001-02	6.	Anibal Soler	66	1999-00
7.	Gerald Beverly	.597	2012-13	7.	Monty Montgomery	.790	1997-98	7.	Eder Joseph	62	1999-00
8.	Andrew Sischo	.586	2018-19	8.	Rob Robinson	.789	1989-90	8.	Jorge Ebanks	61	2009-10
9.	Darnell Jackson	.576	2003-04	9.	Brian Montanaro	.783	2005-06	9.	Dewan Stroud	60	2006-07
	Ajay Rutledge	.576	2008-09	10.	Monty Montgomery	.782	2000-01	10.	Therreon Blackwell	59	2004-05
									Rob Robinson	59	1990-91
								BLOCKS			
								1.	Ron Wright	119	2005-06
								2.	Ron Wright	114	2004-05
								3.	Gerald Beverly	111	2013-14
								4.	Gerald Beverly	110	2014-15
								5.	Gerald Beverly	59	2012-13
								6.	Brian Pettit	55	1998-99
								7.	Mario Torres	54	1992-93
								8.	Brian Pettit	52	1996-97
								9.	Gerald Beverly	50	2011-12
								10.	Ralph Henderson	49	1986-87

CAREER RECORDS

POINTS (1,000-Point Club)

1.	Rob Robinson	1,962	1988-92
2.	Brian Montanaro	1,920	2002-06
3.	David Skolen	1,876	1986-90
4.	Monty Montgomery	1,814	1996-01
5.	Gerald Beverly	1,799	2011-15
6.	Alex Nwora	1,514	1989-93
7.	Andrew Sischo	1,508	2017-Pr.
8.	Casey Sheehan	1,505	2010-14
9.	Brian Pettit	1,414	1994-99
10.	Rob Lange	1,330	1992-96
11.	Devon Dawson	1,310	2007-12
11.	Kharmen Wingard	1,281	2002-05
13.	Jim Regan	1,241	2009-13
14.	Jeff Redband	1,239	2016-Pr.
15.	Mark Rouse	1,172	1998-02
16.	Kevin Lange	1,152	1999-03
17.	Chris Moore	1,126	1996-00
18.	Chris Lewis	1,105	1988-90
19.	Jordan Greene	1,090	2011-15
20.	Danny McCabe	1,078	1884-98
21.	Therreon Blackwell	1,069	2002-06
22.	Russell John	1,061	1990-92
23.	Torrence Dyck	1,056	2014-16
24.	Deion Hamilton	1,029	2015-19
25.	Ralph Henderson	1,015	1986-88

POINTS PER GAME

1.	Torrence Dyck	20.7	2014-16
2.	Andrew Sischo	19.8	2017-Pr.
3.	Chris Lewis	18.4	1988-90
4.	Rob Robinson	17.8	1988-92
5.	Russell John	17.4	1990-92
6.	Dewan Stroud	16.8	2006-08
7.	David Skolen	16.5	1986-90
8.	Monty Montgomery	16.2	1996-01
9.	Jonathan Walker	15.3	2001-03
10.	Dom Mazzocchi	15.2	2010-12

FIELD GOALS

1.	David Skolen	687	1986-90
2.	Gerald Beverly	669	2011-15
3.	Brian Montanaro	656	2002-06
	Monty Montgomery	656	1996-01
5.	Rob Robinson	640	1988-92
6.	Andrew Sischo	605	2017-Pr.
7.	Casey Sheehan	544	2010-14
8.	Alex Nwora	532	1989-93
9.	Brian Pettit	519	1994-99
10.	Jim Regan	477	2009-13

FIELD GOAL % (MIN. 150 MADE)

1.	Chris Lewis	.615	1988-90
2.	Stefan Van Duluitgaarden	.606	1990-92
3.	Andrew Sischo	.596	2017-Pr.
4.	Gerald Beverly	.583	2011-15
5.	Kadeem Johnson	.581	2010-14
6.	Steve Chandler	.568	2002-04
7.	Joe Olsen	.559	2004-06
8.	Darnell Jackson	.554	2003-05
9.	Ralph Henderson	.549	1986-88
10.	Brian Pettit	.543	1994-99

THREE-POINT FIELD GOALS

1.	Brian Montanaro	288	2002-06
2.	David Skolen	279	1986-90
3.	Jeff Redband	270	2016-Pr.
4.	Kharmen Wingard	237	2002-05
5.	Jordan Greene	201	2011-15
6.	Mark Rouse	183	1998-02
7.	Kevin Lange	169	1999-03
	Jay Sarkis	169	2015-Pr.
9.	Casey Sheehan	147	2010-14
10.	Russell John	143	1990-92

THREE-POINT % (min. 50 made)

1.	David Skolen	.487	1986-90
2.	Jesse Lalka	.463	2013-17
3.	Rob Robinson	.433	1988-92
4.	Jeff Redband	.432	2016-Pr.
5.	Pete Loney	.426	2007-09
6.	Adrian Baugh	.424	1999-01
7.	Brian Montanaro	.418	2002-06
8.	Kyle Clifford	.415	2013-15
9.	Jay Sarkis	.413	2015-Pr.
10.	Donjuan Tyson	.403	2006-07

FREE THROWS

1.	Rob Robinson	630	1988-92
2.	Gerald Beverly	459	2011-15
3.	Alex Nwora	441	1989-93
4.	Monty Montgomery	427	1996-01
5.	Brian Pettit	373	1994-99
6.	Rob Lange	366	1992-96
7.	Brian Montanaro	320	2002-06
8.	Andrew Sischo	285	2017-Pr.
9.	Devon Dawson	275	2007-12
10.	Jonathan Walker	273	2001-03

FREE THROWS (min. 100 made)

1.	Jeff Redband	.874	2016-Pr.
2.	David Skolen	.826	1986-90
3.	Arif Mehmetaj	.806	2014-17
4.	Jay Sarkis	.803	2015-Pr.
5.	Rob Robinson	.788	1988-92
	Mark Rouse	.788	1998-02
7.	Brian Montanaro	.786	2002-06
8.	Jaleo Wilkes	.773	2015-17
9.	Jeff Eaddy	.768	1986-90
10.	Monty Montgomery	.757	1996-01

REBOUNDS

1.	Alex Nwora	1,103	1989-93
2.	Gerald Beverly	1,004	2011-15
3.	Brian Pettit	991	1994-99
4.	Monty Montgomery	806	1996-01
5.	Andrew Sischo	766	2017-Pr.
6.	Jim Regan	587	2009-13
7.	Devon Dawson	585	2007-12
8.	Danny McCabe	570	1994-98
9.	Eder Joseph	542	1997-00
10.	Mario Torres	537	1990-94

REBOUNDS PER GAME

1.	Andrew Sischo	10.1	2017-Pr.
2.	Alex Nwora	9.3	1989-93
3.	Brian Pettit	8.7	1994-99
4.	Chris Lewis	8.5	1988-90
5.	Gerald Beverly	8.4	2011-15
6.	Steve Chandler	7.4	2002-04
7.	Monty Montgomery	7.2	1996-01
8.	Eder Joseph	6.7	1997-00
9.	Mario Torres	6.5	1990-94
	Jonathan Walker	6.5	2001-03

ASSISTS

1.	Mark Coppola	623	2010-14
2.	Rob Robinson	503	1988-92
3.	Casey Sheehan	470	2010-14
4.	Therreon Blackwell	438	2002-06
5.	Tim Foley	334	1990-95
6.	Mark Rouse	320	1998-02
7.	Anibal Soler	304	1997-00
8.	Steve Chandler	299	2002-04
9.	Jay Sarkis	298	2015-Pr.
10.	David Skolen	293	1986-90

STEALS

1.	Devon Dawson	198	2007-12
2.	Therreon Blackwell	185	2002-06
	Casey Sheehan	185	2010-14
4.	Mark Coppola	168	2010-14
5.	Anibal Soler	165	1996-00
6.	Rob Robinson	161	1988-92
	Brian Montanaro	161	2002-06
8.	Alex Nwora	154	1989-93
	Breon Harris	154	2016-Pr.
10.	Monty Montgomery	135	1996-01
	Mark Rouse	135	1998-02

BLOCKS

1.	Gerald Beverly	330	2011-15
2.	Ron Wright	233	2004-06
3.	Brian Pettit	144	1994-99
4.	Jim Regan	117	2009-13
5.	Mario Torres	102	1990-94
6.	Jeff Redband	89	2016-Pr.
7.	Kevin Lange	81	1999-03
8.	Ralph Henderson	79	1986-88
9.	Garyce Hervey	78	1998-00
10.	Andrew Sischo	75	2017-Pr.

SINGLE GAME RECORDS

POINTS

1. Rob Robinson 44 vs. Westminster (Pa.) 01/16/91

REBOUNDS

1. Jim Chapman 25 vs. New Jersey Inst. Of Tech. 11/26/88

ASSISTS

1. Rob Robinson 18 vs. Windsor 11/10/90

BLOCKED SHOTS

1. Gerald Beverly 12 vs. St. Thomas (Fla.) 12/17/14

STEALS

1. Derrick Henry 8 vs. SUNY Cortland 01/07/89

FIELD GOALS MADE

1. Ralph Henderson 16 vs. Waynesburg 02/06/88
Andrew Sischo 16 @ Molloy 02/08/19

FIELD GOALS ATTEMPTED

1. Russell John 32 vs. Ramapo 11/16/90

FREE THROWS MADE

1. Rob Robinson 21 vs. Point Park 02/02/91

FREE THROWS ATTEMPTED

1. Rob Robinson 24 vs. Point Park 02/02/91

3-POINT FIELD GOALS MADE

1. David Skolen 12 vs. Waynesburg 11/15/89

3-POINT FIELD GOALS ATTEMPTED

1. David Skolen 18 vs. Waynesburg 11/15/89



**2019-20 Daemen Men's Basketball
Season/Career Statistics
All games**

Page 1/1
as of Jan 16, 2020

Summary

Player	Season Statistics										Career Statistics									
	GP-GS	MIN/G	FG%	3FG%	FT%	R/G	A/G	STL	BLK	PTS/G	GP-GS	MIN/G	FG%	3FG%	FT%	R/G	A/G	STL	BLK	PTS/G
BASDEN, Ziv	9-0	2.2	.667	.000	.000	0.4	0.2	0	1	1.3	25-0	2.9	.741	.000	.545	1.1	0.1	2	1	1.8
BRADLEY, Ryan	10-0	11.3	.471	.143	.750	2.7	0.7	6	4	3.6	11-0	10.5	.471	.143	.750	2.5	0.6	6	4	3.3
DUAH, Jeffrey	5-0	1.1	.000	.000	.000	0.4	0.0	0	0	0.0	25-0	1.3	.111	.000	.200	0.2	0.2	0	0	0.1
HARRIS, Breon	15-13	27.9	.412	.384	.730	4.6	2.2	28	1	13.0	85-61	25.3	.425	.353	.706	3.5	2.3	153	24	10.0
HARRIS, Kyle	19-9	21.1	.463	.380	.813	3.1	1.3	3	4	5.7	19-9	21.1	.463	.380	.813	3.1	1.3	3	4	5.7
HINES, Da'Shawn	7-0	1.7	1.000	1.000	.000	0.0	0.3	1	0	0.7	18-0	1.0	.667	.500	1.000	0.1	0.2	2	0	0.6
HOLT, Tajmin	19-0	8.9	.356	.188	.333	0.9	0.6	10	7	1.9	23-0	7.5	.356	.188	.333	0.8	0.5	10	7	1.6
LUKE, Chris	17-2	3.5	.636	.000	.000	1.2	0.1	1	1	0.8	17-2	3.5	.636	.000	.000	1.2	0.1	1	1	0.8
REDBAND, Jeff	19-19	31.6	.434	.429	.944	3.8	1.6	18	22	11.9	107-104	30.1	.445	.432	.874	4.5	1.6	89	89	11.6
SALZBERG, Ryan	13-0	4.4	.615	.444	1.000	0.5	0.2	3	1	1.6	13-0	4.4	.615	.444	1.000	0.5	0.2	3	1	1.6
SARKIS, Jay	17-17	32.2	.366	.328	.556	2.1	3.1	14	0	7.0	99-93	30.6	.426	.415	.803	2.6	3.0	67	1	9.4
SISCHO, Andrew	18-17	33.8	.649	.400	.699	12.3	1.4	17	22	25.6	76-61	28.2	.596	.325	.699	10.1	1.1	52	75	19.8
SLACK, Keith	12-1	14.5	.446	.415	1.000	1.6	1.2	4	0	6.3	12-1	14.5	.446	.415	1.000	1.6	1.2	4	0	6.3
WALLACE, Joey	18-17	29.4	.404	.246	.758	5.4	2.7	17	3	10.6	18-17	29.4	.404	.246	.758	5.4	2.7	17	3	10.6
WILLIAMS, Donte'	13-0	6.6	.545	.417	.000	0.9	0.3	1	2	2.2	13-0	6.6	.545	.417	.000	0.9	0.3	1	2	2.2

Scoring

Player	Season Statistics								Career Statistics							
	FG-FGA	FG%	3FG-3FGA	3FG%	FT-FTA	FT%	PTS	PTS/G	FG-FGA	FG%	3FG-3FGA	3FG%	FT-FTA	FT%	PTS	PTS/G
BASDEN, Ziv	6-9	.667	0-1	.000	0-0	.000	12	1.3	20-27	.741	0-2	.000	6-11	.545	46	1.8
BRADLEY, Ryan	16-34	.471	1-7	.143	3-4	.750	36	3.6	16-34	.471	1-7	.143	3-4	.750	36	3.3
DUAH, Jeffrey	0-0	.000	0-0	.000	0-2	.000	0	0.0	1-9	.111	0-2	.000	1-5	.200	3	0.1
HARRIS, Breon	70-170	.412	28-73	.384	27-37	.730	195	13.0	299-703	.425	112-317	.353	137-194	.706	847	10.0
HARRIS, Kyle	38-82	.463	19-50	.380	13-16	.813	108	5.7	38-82	.463	19-50	.380	13-16	.813	108	5.7
HINES, Da'Shawn	2-2	1.000	1-1	1.000	0-0	.000	5	0.7	4-6	.667	1-2	.500	1-1	1.000	10	0.6
HOLT, Tajmin	16-45	.356	3-16	.188	2-6	.333	37	1.9	16-45	.356	3-16	.188	2-6	.333	37	1.6
LUKE, Chris	7-11	.636	0-0	.000	0-0	.000	14	0.8	7-11	.636	0-0	.000	0-0	.000	14	0.8
REDBAND, Jeff	69-159	.434	54-126	.429	34-36	.944	226	11.9	415-932	.445	270-625	.432	139-159	.874	1239	11.6
SALZBERG, Ryan	8-13	.615	4-9	.444	1-1	1.000	21	1.6	8-13	.615	4-9	.444	1-1	1.000	21	1.6
SARKIS, Jay	41-112	.366	22-67	.328	15-27	.556	119	7.0	295-693	.426	169-407	.415	167-208	.803	926	9.4
SISCHO, Andrew	181-279	.649	6-15	.400	93-133	.699	461	25.6	605-1015	.596	13-40	.325	285-408	.699	1508	19.8
SLACK, Keith	25-56	.446	17-41	.415	8-8	1.000	75	6.3	25-56	.446	17-41	.415	8-8	1.000	75	6.3
WALLACE, Joey	63-156	.404	14-57	.246	50-66	.758	190	10.6	63-156	.404	14-57	.246	50-66	.758	190	10.6
WILLIAMS, Donte'	12-22	.545	5-12	.417	0-0	.000	29	2.2	12-22	.545	5-12	.417	0-0	.000	29	2.2

Totals

Player	Season Statistics									Career Statistics								
	O-REB	D-REB	TOTAL	PF	FO	A	TO	A/TO		O-REB	D-REB	TOTAL	PF	FO	A	TO	A/TO	
BASDEN, Ziv	2	2	4	5	0	2	1	2.0		12	16	28	12	0	3	6	0.5	
BRADLEY, Ryan	11	16	27	20	0	7	12	0.6		11	16	27	20	0	7	12	0.6	
DUAH, Jeffrey	0	2	2	0	0	0	1	0.0		2	4	6	2	0	5	4	1.3	
HARRIS, Breon	13	56	69	44	1	33	44	0.8		50	250	300	173	5	195	195	1.0	
HARRIS, Kyle	11	47	58	38	1	24	20	1.2		11	47	58	38	1	24	20	1.2	
HINES, Da'Shawn	0	0	0	0	0	2	0	0.0		0	1	1	1	0	3	1	3.0	
HOLT, Tajmin	6	12	18	16	0	12	12	1.0		6	12	18	16	0	12	12	1.0	
LUKE, Chris	8	12	20	17	0	1	4	0.3		8	12	20	17	0	1	4	0.3	
REDBAND, Jeff	14	58	72	30	0	30	31	1.0		126	360	486	204	4	171	146	1.2	
SALZBERG, Ryan	2	5	7	6	0	3	0	0.0		2	5	7	6	0	3	0	0.0	
SARKIS, Jay	2	33	35	15	0	53	35	1.5		28	232	260	143	3	298	209	1.4	
SISCHO, Andrew	87	135	222	58	1	25	66	0.4		282	483	765	201	1	83	189	0.4	
SLACK, Keith	2	17	19	9	0	14	10	1.4		2	17	19	9	0	14	10	1.4	
WALLACE, Joey	24	74	98	48	1	48	50	1.0		24	74	98	48	1	48	50	1.0	
WILLIAMS, Donte'	3	9	12	10	0	4	6	0.7		3	9	12	10	0	4	6	0.7	



**2019-20 Daemen Men's Basketball
Season Box Score
All games**

Page 1/1
as of Jan 16, 2020

Game Records

Record	Overall	Home	Away	Neutral
ALL GAMES	14-5	9-1	4-3	1-1
CONFERENCE	3-2	2-1	1-1	0-0
NON-CONFERENCE	11-3	7-0	3-2	1-1

Team Box Score

No.	Player				Total		3-Point		F-Throw		Rebounds													
		GP-GS	MIN	AVG	FG-FGA	FG%	3FG-FGA	3FG%	FT-FTA	FT%	OFF	DEF	TOT	AVG	PF	DQ	A	TO	BLK	STL	PTS	AVG		
22	SISCHO, Andrew	18-17	607:35	33.8	181-279	.649	6-15	.400	93-133	.699	87	135	222	12.3	58	1	25	66	22	17	461	25.6		
2	HARRIS, Breon	15-13	419:07	27.9	70-170	.412	28-73	.384	27-37	.730	13	56	69	4.6	44	1	33	44	1	28	195	13.0		
44	REDBAND, Jeff	19-19	599:42	31.6	69-159	.434	54-126	.429	34-36	.944	14	58	72	3.8	30	0	30	31	22	18	226	11.9		
23	WALLACE, Joey	18-17	528:25	29.4	63-156	.404	14-57	.246	50-66	.758	24	74	98	5.4	48	1	48	50	3	17	190	10.6		
5	SARKIS, Jay	17-17	547:47	32.2	41-112	.366	22-67	.328	15-27	.556	2	33	35	2.1	15	0	53	35	0	14	119	7.0		
15	SLACK, Keith	12-1	173:44	14.5	25-56	.446	17-41	.415	8-8	1.000	2	17	19	1.6	9	0	14	10	0	4	75	6.3		
12	HARRIS, Kyle	19-9	400:16	21.1	38-82	.463	19-50	.380	13-16	.813	11	47	58	3.1	38	1	24	20	4	3	108	5.7		
25	BRADLEY, Ryan	10-0	113:25	11.3	16-34	.471	1-7	.143	3-4	.750	11	16	27	2.7	20	0	7	12	4	6	36	3.6		
10	WILLIAMS, Donte'	13-0	86:02	6.6	12-22	.545	5-12	.417	0-0	.000	3	9	12	0.9	10	0	4	6	2	1	29	2.2		
3	HOLT, Tajmin	19-0	168:58	8.9	16-45	.356	3-16	.188	2-6	.333	6	12	18	0.9	16	0	12	12	7	10	37	1.9		
20	SALZBERG, Ryan	13-0	57:21	4.4	8-13	.615	4-9	.444	1-1	1.000	2	5	7	0.5	6	0	3	0	1	3	21	1.6		
24	BASDEN, Ziv	9-0	20:03	2.2	6-9	.667	0-1	.000	0-0	.000	2	2	4	0.4	5	0	2	1	1	0	12	1.3		
34	LUKE, Chris	17-2	60:05	3.5	7-11	.636	0-0	.000	0-0	.000	8	12	20	1.2	17	0	1	4	1	1	14	0.8		
14	HINES, Da'Shawn	7-0	12:04	1.7	2-2	1.000	1-1	1.000	0-0	.000	0	0	0	0.0	0	0	2	0	0	1	5	0.7		
4	DUAH, Jeffrey	5-0	05:26	1.1	0-0	.000	0-0	.000	0-2	.000	0	2	2	0.4	0	0	0	1	0	0	0	0.0		
Team											18	32	50					3						
Total		19	3800		554-1150	.482	174-475	.366	246-336	.732	203	510	713	37.5	316	4	258	295	68	123	1528	80.4		
Opponents		19	3800		504-1159	.435	159-473	.336	225-307	.733	178	446	624	32.8	347	5	228	283	46	140	1392	73.3		

Score by Periods

Team	1st	2nd	OT	TOT
Daemen	714	814	0	1528
Opponents	672	720	0	1392



2019-20 Daemen Men's Basketball
Overall Team Statistics
All games

Page 1/1
as of Jan 16, 2020

Team Statistics

	DAEMEN	OPP
Scoring	1528	1392
Points per game	80.4	73.3
Scoring margin	+7.2	-
Field goals-att	554-1150	504-1159
Field goal pct	.482	.435
3 point fg-att	174-475	159-473
3-point FG pct	.366	.336
3-pt FG made per game	9.2	8.4
Free throws-att	246-336	225-307
Free throw pct	.732	.733
F-Throws made per game	12.9	11.8
Rebounds	713	624
Rebounds per game	37.5	32.8
Rebounding margin	+4.7	-
Assists	258	228
Assists per game	13.6	12.0
Turnovers	295	283
Turnovers per game	15.5	14.9
Turnover margin	-0.6	-
Assist/turnover ratio	0.9	0.8
Steals	123	140
Steals per game	6.5	7.4
Blocks	68	46
Blocks per game	3.6	2.4
Winning streak	0	-
Home win streak	0	-
Attendance	3656	1314
Home games-Avg/Game	10-366	7-188
Neutral site-Avg/Game	-	2-1145

Score by Periods

Team	1st	2nd	OT	TOT
Daemen	714	814	0	1528
Opponents	672	720	0	1392



**2019-20 Daemen Men's Basketball
Season Schedule/Results & Leaders
All games**

Page 1/1
as of Jan 16, 2020

Game Records

Record	Overall	Home	Away	Neutral
ALL GAMES	14-5	9-1	4-3	1-1
CONFERENCE	3-2	2-1	1-1	0-0
NON-CONFERENCE	11-3	7-0	3-2	1-1

Team Results

Date	Opponent		Score	Att.	High Points	High Rebounds
11/01/2019	vs Northwest Mo. St.	L	65-85	685	(24) SISCHO, Andrew	(15) SISCHO, Andrew
11/02/2019	vs Missouri Western	W	68-64	1604	(15) REDBAND, Jeff	(12) SISCHO, Andrew
11/08/2019	Felician	W	95-80	450	(31) SISCHO, Andrew	(19) SISCHO, Andrew
11/09/2019	Nyack	W	80-74	380	(34) SISCHO, Andrew	(17) SISCHO, Andrew
11/14/2019	Mercyhurst	W	67-65	375	(22) SISCHO, Andrew	(11) SISCHO, Andrew
11/16/2019	West Liberty	W	98-83	408	(29) SISCHO, Andrew	(18) SISCHO, Andrew
11/19/2019	Le Moyne	W	89-79	384	(27) SISCHO, Andrew	(11) SISCHO, Andrew
11/23/2019	Wilmington (DE)	W	83-81	1025	(24) SISCHO, Andrew	(8) SISCHO, Andrew
						(8) WALLACE, Joey
11/30/2019	at USciences	W	83-57	110	(25) REDBAND, Jeff	(20) SISCHO, Andrew
12/04/2019	Salem (WV)	W	89-59	245	(34) SISCHO, Andrew	(12) SISCHO, Andrew
12/07/2019	Roberts Wesleyan	W	96-70	389	(27) SISCHO, Andrew	(11) SISCHO, Andrew
12/13/2019	at Mercy	W	103-59	114	(26) SISCHO, Andrew	(12) WALLACE, Joey
12/15/2019	at St. Thomas Aquinas	L	80-87	137	(30) SISCHO, Andrew	(13) SISCHO, Andrew
12/19/2019	at Saint Rose	W	96-88	119	(34) SISCHO, Andrew	(7) SISCHO, Andrew
01/01/2020	at St. Anselm	L	59-87	312	(18) SISCHO, Andrew	(13) SISCHO, Andrew
01/02/2020	at Saint Michael's	W	72-68	334	(24) SISCHO, Andrew	(8) HARRIS, Breon
01/04/2020	at Stonehill	L	76-82	188	(23) HARRIS, Breon	(8) SISCHO, Andrew
01/10/2020	Queens (NY)	W	65-57	0	(23) WALLACE, Joey	(11) LUKE, Chris
01/12/2020	Bridgeport	L	64-67	0	(28) SISCHO, Andrew	(11) SISCHO, Andrew

Attendance Summary

	Games	Attend	Avg/Game
Home	10	3656	366
Away	7	1314	188
Neutral	2	2289	1145
Total	19	7259	382



2019-20 Daemen Men's Basketball Combined Team Statistics All games

Page 1/1
as of Jan 16, 2020

Game Records

Record	Overall	Home	Away	Neutral
ALL GAMES	14-5	9-1	4-3	1-1
CONFERENCE	3-2	2-1	1-1	0-0
NON-CONFERENCE	11-3	7-0	3-2	1-1

Score by Periods

Team	1st	2nd	OT	TOT
Daemen	714	814	0	1528
Opponents	672	720	0	1392

Team Box Score

No.	Player	Total			3-Point		F-Throw		Rebounds													
		GP-GS	MIN	AVG	FG-FGA	FG%	3FG-FGA	3FG%	FT-FTA	FT%	OFF	DEF	TOT	AVG	PF	DQ	A	TO	BLK	STL	PTS	AVG
22	SISCHO, Andrew	18-17	607:35	33.8	181-279	.649	6-15	.400	93-133	.699	87	135	222	12.3	58	1	25	66	22	17	461	25.6
2	HARRIS, Breon	15-13	419:07	27.9	70-170	.412	28-73	.384	27-37	.730	13	56	69	4.6	44	1	33	44	1	28	195	13.0
44	REDBAND, Jeff	19-19	599:42	31.6	69-159	.434	54-126	.429	34-36	.944	14	58	72	3.8	30	0	30	31	22	18	226	11.9
23	WALLACE, Joey	18-17	528:25	29.4	63-156	.404	14-57	.246	50-66	.758	24	74	98	5.4	48	1	48	50	3	17	190	10.6
5	SARKIS, Jay	17-17	547:47	32.2	41-112	.366	22-67	.328	15-27	.556	2	33	35	2.1	15	0	53	35	0	14	119	7.0
15	SLACK, Keith	12-1	173:44	14.5	25-56	.446	17-41	.415	8-8	1.000	2	17	19	1.6	9	0	14	10	0	4	75	6.3
12	HARRIS, Kyle	19-9	400:16	21.1	38-82	.463	19-50	.380	13-16	.813	11	47	58	3.1	38	1	24	20	4	3	108	5.7
25	BRADLEY, Ryan	10-0	113:25	11.3	16-34	.471	1-7	.143	3-4	.750	11	16	27	2.7	20	0	7	12	4	6	36	3.6
10	WILLIAMS, Donte'	13-0	86:02	6.6	12-22	.545	5-12	.417	0-0	.000	3	9	12	0.9	10	0	4	6	2	1	29	2.2
3	HOLT, Tajmin	19-0	168:58	8.9	16-45	.356	3-16	.188	2-6	.333	6	12	18	0.9	16	0	12	12	7	10	37	1.9
20	SALZBERG, Ryan	13-0	57:21	4.4	8-13	.615	4-9	.444	1-1	1.000	2	5	7	0.5	6	0	3	0	1	3	21	1.6
24	BASDEN, Ziv	9-0	20:03	2.2	6-9	.667	0-1	.000	0-0	.000	2	2	4	0.4	5	0	2	1	1	0	12	1.3
34	LUKE, Chris	17-2	60:05	3.5	7-11	.636	0-0	.000	0-0	.000	8	12	20	1.2	17	0	1	4	1	1	14	0.8
14	HINES, Da'Shawn	7-0	12:04	1.7	2-2	1.000	1-1	1.000	0-0	.000	0	0	0	0.0	0	0	2	0	0	1	5	0.7
4	DUAH, Jeffrey	5-0	05:26	1.1	0-0	.000	0-0	.000	0-2	.000	0	2	2	0.4	0	0	0	1	0	0	0	0.0
Team											18	32	50					3				
Total		19	3800		554-1150	.482	174-475	.366	246-336	.732	203	510	713	37.5	316	4	258	295	68	123	1528	80.4
Opponents		19	3800		504-1159	.435	159-473	.336	225-307	.733	178	446	624	32.8	347	5	228	283	46	140	1392	73.3

Team Statistics

	DAEMEN	OPP
Scoring	1528	1392
Points per game	80.4	73.3
Scoring margin	+7.2	-
Field goals-att	554-1150	504-1159
Field goal pct	.482	.435
3 point fg-att	174-475	159-473
3-point FG pct	.366	.336
3-pt FG made per game	9.2	8.4
Free throws-att	246-336	225-307
Free throw pct	.732	.733
F-Throws made per game	12.9	11.8
Rebounds	713	624
Rebounds per game	37.5	32.8
Rebounding margin	+4.7	-
Assists	258	228
Assists per game	13.6	12.0
Turnovers	295	283
Turnovers per game	15.5	14.9
Turnover margin	-0.6	-
Assist/turnover ratio	0.9	0.8
Steals	123	140
Steals per game	6.5	7.4
Blocks	68	46
Blocks per game	3.6	2.4
Winning streak	0	-
Home win streak	0	-
Attendance	3656	1314
Home games-Avg/Game	10-366	7-188
Neutral site-Avg/Game	-	2-1145

Team Results

Date	Opponent		Score	Att.
11/01/2019	vs Northwest Mo. St.	L	65-85	685
11/02/2019	vs Missouri Western	W	68-64	1604
11/08/2019	Felician	W	95-80	450
11/09/2019	Nyack	W	80-74	380
11/14/2019	Mercyhurst	W	67-65	375
11/16/2019	West Liberty	W	98-83	408
11/19/2019	Le Moyne	W	89-79	384
11/23/2019	Wilmington (DE)	W	83-81	1025
11/30/2019	at USciences	W	83-57	110
12/04/2019	Salem (WV)	W	89-59	245
12/07/2019	Roberts Wesleyan	W	96-70	389
12/13/2019	at Mercy	W	103-59	114
12/15/2019	at St. Thomas Aquinas	L	80-87	137
12/19/2019	at Saint Rose	W	96-88	119
01/01/2020	at St. Anselm	L	59-87	312
01/02/2020	at Saint Michael's	W	72-68	334
01/04/2020	at Stonehill	L	76-82	188
01/10/2020	Queens (NY)	W	65-57	0
01/12/2020	Bridgeport	L	64-67	0



**2019-20 Daemen Men's Basketball
Individual Game-by-Game
All games**

Page 1/15
as of Jan 16, 2020

#2 HARRIS, Breon

Opponent	Date	GS	MIN	Total		3-Pointers		Free throws		Rebounds				PF	A	T/O	BLK	STL	PTS	AVG
				FG-FGA	PCT	3FG-3FGA	PCT	FT-FTA	PCT	OFF	DEF	TOT	AVG							
vs Northwest Mo. St.	11/01/2019	*	11:30	0-3	.000	0-3	.000	0-0	.000	0	1	1	1.0	5	0	3	0	0	0	0.0
Felician	11/08/2019	*	34:12	7-16	.438	2-6	.333	2-4	.500	2	5	7	4.0	3	6	4	0	3	18	9.0
Nyack	11/09/2019	*	31:55	4-11	.364	2-5	.400	1-2	.500	2	9	11	6.3	4	7	3	0	1	11	9.7
Mercyhurst	11/14/2019	*	21:23	1-6	.167	0-3	.000	2-2	1.000	0	1	1	5.0	4	1	4	0	0	4	8.3
West Liberty	11/16/2019	*	29:02	5-11	.455	3-6	.500	4-7	.571	0	3	3	4.6	3	2	6	0	4	17	10.0
Le Moyne	11/19/2019	*	30:44	5-14	.357	4-7	.571	0-0	.000	0	4	4	4.5	3	2	1	0	2	14	10.7
Wilmington (DE)	11/23/2019	*	29:21	7-17	.412	4-8	.500	3-4	.750	0	4	4	4.4	2	3	1	0	3	21	12.1
at Mercy	12/13/2019		21:00	5-9	.556	1-2	.500	0-0	.000	1	5	6	4.6	1	2	1	0	3	11	12.0
at St. Thomas Aquinas	12/15/2019		25:00	7-13	.538	3-7	.429	5-5	1.000	1	3	4	4.6	4	1	2	0	1	22	13.1
at Saint Rose	12/19/2019	*	27:22	7-13	.538	2-4	.500	0-0	.000	1	0	1	4.2	4	1	3	0	2	16	13.4
at St. Anselm	01/01/2020	*	24:09	2-8	.250	0-3	.000	3-3	1.000	2	6	8	4.5	1	2	4	0	0	7	12.8
at Saint Michael's	01/02/2020	*	33:00	6-12	.500	0-4	.000	4-6	.667	1	7	8	4.8	2	1	3	0	2	16	13.1
at Stonehill	01/04/2020	*	34:43	9-14	.643	5-7	.714	0-0	.000	0	0	0	4.5	1	1	3	0	4	23	13.8
Queens (NY)	01/10/2020	*	31:57	3-11	.273	2-5	.400	2-2	1.000	2	5	7	4.6	3	2	1	0	0	10	13.6
Bridgeport	01/12/2020	*	33:49	2-12	.167	0-3	.000	1-2	.500	1	3	4	4.6	4	2	5	1	3	5	13.0
Totals			13 419:07	70-170	.412	28-73	.384	27-37	.730	13	56	69	4.6	44	33	44	1	28	195	13.0

Player Averages

Games Played	Minutes/game	Points/game	FG Pct	3FG Pct	FT Pct	Rebounds/game	Assists/game	Turnovers/game	Assist/Turnover ratio	Steals/game	Blocks/game
15	27.9	13.0	41.2	38.4	73.0	4.6	2.2	2.9	0.8	1.9	0.1



**2019-20 Daemen Men's Basketball
Individual Game-by-Game
All games**

Page 2/15
as of Jan 16, 2020

#3 HOLT, Tajmin

Opponent	Date	GS	MIN	Total		3-Pointers		Free throws		Rebounds				PF	A	T/O	BLK	STL	PTS	AVG
				FG-FGA	PCT	3FG-3FGA	PCT	FT-FTA	PCT	OFF	DEF	TOT	AVG							
vs Northwest Mo. St.	11/01/2019		02:53	0-1	.000	0-1	.000	0-0	.000	0	0	0	0.0	0	0	0	0	0	0	0.0
vs Missouri Western	11/02/2019		04:30	0-0	.000	0-0	.000	0-0	.000	1	1	2	1.0	2	0	1	0	0	0	0.0
Felician	11/08/2019		01:06	0-0	.000	0-0	.000	0-0	.000	0	0	0	0.7	0	0	0	0	0	0	0.0
Nyack	11/09/2019		10:02	1-2	.500	1-2	.500	0-0	.000	0	0	0	0.5	2	0	0	1	0	3	0.8
Mercyhurst	11/14/2019		01:47	0-0	.000	0-0	.000	0-0	.000	0	0	0	0.4	0	0	0	0	0	0	0.6
West Liberty	11/16/2019		06:40	0-4	.000	0-2	.000	0-0	.000	1	0	1	0.5	0	2	0	0	1	0	0.5
Le Moyne	11/19/2019		07:25	1-3	.333	0-2	.000	0-0	.000	0	0	0	0.4	0	0	0	0	0	2	0.7
Wilmington (DE)	11/23/2019		03:34	0-2	.000	0-0	.000	0-0	.000	1	0	1	0.5	0	0	0	0	0	0	0.6
at USciences	11/30/2019		08:47	0-2	.000	0-1	.000	0-0	.000	0	0	0	0.4	0	1	0	0	0	0	0.6
Salem (WV)	12/04/2019		14:21	3-6	.500	0-1	.000	0-1	.000	0	1	1	0.5	2	1	2	2	1	6	1.1
Roberts Wesleyan	12/07/2019		10:16	3-6	.500	1-2	.500	0-0	.000	0	1	1	0.5	0	0	0	1	1	7	1.6
at Mercy	12/13/2019		09:00	1-1	1.000	0-0	.000	0-0	.000	1	4	5	0.9	1	2	1	0	1	2	1.7
at St. Thomas Aquinas	12/15/2019		03:00	0-1	.000	0-0	.000	0-0	.000	0	0	0	0.8	2	0	2	0	0	0	1.5
at Saint Rose	12/19/2019		19:29	2-3	.667	0-1	.000	0-0	.000	1	1	2	0.9	0	2	3	1	3	4	1.7
at St. Anselm	01/01/2020		08:58	0-5	.000	0-1	.000	0-1	.000	0	1	1	0.9	1	0	0	0	0	0	1.6
at Saint Michael's	01/02/2020		09:00	0-1	.000	0-0	.000	2-2	1.000	0	1	1	0.9	1	0	1	0	2	2	1.6
at Stonehill	01/04/2020		08:08	1-1	1.000	0-0	.000	0-0	.000	0	1	1	0.9	2	0	1	0	0	2	1.6
Queens (NY)	01/10/2020		28:58	4-6	.667	1-3	.333	0-1	.000	0	1	1	0.9	0	3	1	2	1	9	2.1
Bridgeport	01/12/2020		11:03	0-1	.000	0-0	.000	0-1	.000	1	0	1	0.9	3	1	0	0	0	0	1.9
Totals		0	168:58	16-45	.356	3-16	.188	2-6	.333	6	12	18	0.9	16	12	12	7	10	37	1.9

Player Averages

Games Played	Minutes/game	Points/game	FG Pct	3FG Pct	FT Pct	Rebounds/game	Assists/game	Turnovers/game	Assist/Turnover ratio	Steals/game	Blocks/game
19	8.9	1.9	35.6	18.8	33.3	0.9	0.6	0.6	1.0	0.5	0.4



2019-20 Daemen Men's Basketball
Individual Game-by-Game
All games

Page 3/15
as of Jan 16, 2020

#4 DUAH, Jeffrey

Opponent	Date	GS	MIN	Total		3-Pointers		Free throws		Rebounds				PF	A	T/O	BLK	STL	PTS	AVG
				FG-FGA	PCT	3FG-3FGA	PCT	FT-FTA	PCT	OFF	DEF	TOT	AVG							
West Liberty	11/16/2019		00:32	0-0	.000	0-0	.000	0-0	.000	0	0	0	0.0	0	0	1	0	0	0	0.0
Salem (WV)	12/04/2019		00:50	0-0	.000	0-0	.000	0-0	.000	0	0	0	0.0	0	0	0	0	0	0	0.0
Roberts Wesleyan	12/07/2019		00:41	0-0	.000	0-0	.000	0-0	.000	0	0	0	0.0	0	0	0	0	0	0	0.0
at Mercy	12/13/2019		02:00	0-0	.000	0-0	.000	0-0	.000	0	1	1	0.3	0	0	0	0	0	0	0.0
at St. Anselm	01/01/2020		01:24	0-0	.000	0-0	.000	0-2	.000	0	1	1	0.4	0	0	0	0	0	0	0.0
Totals		0	05:26	0-0	.000	0-0	.000	0-2	.000	0	2	2	0.4	0	0	1	0	0	0	0.0

Player Averages

Games Played	Minutes/ game	Points/ game	FG Pct	3FG Pct	FT Pct	Rebounds/ game	Assists/ game	Turnovers/ game	Assist/Turnover ratio	Steals/ game	Blocks/ game
5	1.1	0.0	0.0	0.0	0.0	0.4	0.0	0.2	0.0	0.0	0.0



2019-20 Daemen Men's Basketball
Individual Game-by-Game
All games

Page 4/15
as of Jan 16, 2020

#5 SARKIS, Jay

Opponent	Date	GS	MIN	Total		3-Pointers		Free throws		Rebounds				PF	A	T/O	BLK	STL	PTS	AVG
				FG-FGA	PCT	3FG-3FGA	PCT	FT-FTA	PCT	OFF	DEF	TOT	AVG							
vs Northwest Mo. St.	11/01/2019	*	35:01	1-5	.200	0-3	.000	0-0	.000	0	0	0	0.0	0	2	2	0	0	2	2.0
vs Missouri Western	11/02/2019	*	37:06	2-8	.250	1-4	.250	2-2	1.000	0	1	1	0.5	0	1	4	0	0	7	4.5
Felician	11/08/2019	*	31:49	5-9	.556	1-3	.333	0-0	.000	0	2	2	1.0	1	3	1	0	1	11	6.7
Nyack	11/09/2019	*	30:46	2-11	.182	2-7	.286	0-0	.000	0	2	2	1.3	1	2	2	0	0	6	6.5
Mercyhurst	11/14/2019	*	32:53	2-2	1.000	2-2	1.000	4-6	.667	0	0	0	1.0	0	1	3	0	2	10	7.2
Wilmington (DE)	11/23/2019	*	25:40	0-4	.000	0-3	.000	0-0	.000	0	2	2	1.2	2	4	1	0	1	0	6.0
at USciences	11/30/2019	*	34:47	2-7	.286	1-4	.250	1-4	.250	0	1	1	1.1	2	5	2	0	2	6	6.0
Salem (WV)	12/04/2019	*	29:56	4-9	.444	3-7	.429	0-0	.000	2	4	6	1.8	0	8	2	0	3	11	6.6
Roberts Wesleyan	12/07/2019	*	35:28	5-8	.625	2-5	.400	2-2	1.000	0	1	1	1.7	1	0	1	0	3	14	7.4
at Mercy	12/13/2019	*	23:00	3-6	.500	2-4	.500	1-1	1.000	0	2	2	1.7	0	3	1	0	0	9	7.6
at St. Thomas Aquinas	12/15/2019	*	32:00	1-4	.250	1-3	.333	1-2	.500	0	3	3	1.8	3	1	0	0	0	4	7.3
at Saint Rose	12/19/2019	*	35:31	2-5	.400	1-3	.333	2-6	.333	0	0	0	1.7	1	7	3	0	0	7	7.3
at St. Anselm	01/01/2020	*	28:54	2-6	.333	0-2	.000	1-2	.500	0	4	4	1.8	0	3	3	0	1	5	7.1
at Saint Michael's	01/02/2020	*	37:00	4-10	.400	3-7	.429	1-2	.500	0	0	0	1.7	0	6	0	0	0	12	7.4
at Stonehill	01/04/2020	*	32:07	2-5	.400	1-3	.333	0-0	.000	0	4	4	1.9	1	3	1	0	1	5	7.3
Queens (NY)	01/10/2020	*	36:17	3-8	.375	2-5	.400	0-0	.000	0	2	2	1.9	2	3	5	0	0	8	7.3
Bridgeport	01/12/2020	*	29:33	1-5	.200	0-2	.000	0-0	.000	0	5	5	2.1	1	1	4	0	0	2	7.0
Totals			17 547:47	41-112	.366	22-67	.328	15-27	.556	2	33	35	2.1	15	53	35	0	14	119	7.0

Player Averages

Games Played	Minutes/game	Points/game	FG Pct	3FG Pct	FT Pct	Rebounds/game	Assists/game	Turnovers/game	Assist/Turnover ratio	Steals/game	Blocks/game
17	32.2	7.0	36.6	32.8	55.6	2.1	3.1	2.1	1.5	0.8	0.0



**2019-20 Daemen Men's Basketball
Individual Game-by-Game
All games**

Page 5/15
as of Jan 16, 2020

#10 WILLIAMS, Donte'

Opponent	Date	GS	MIN	Total		3-Pointers		Free throws		Rebounds				PF	A	T/O	BLK	STL	PTS	AVG
				FG-FGA	PCT	3FG-3FGA	PCT	FT-FTA	PCT	OFF	DEF	TOT	AVG							
vs Northwest Mo. St.	11/01/2019		14:34	3-4	.750	2-3	.667	0-0	.000	0	0	0	0.0	2	2	2	0	0	8	8.0
vs Missouri Western	11/02/2019		10:35	2-3	.667	1-2	.500	0-0	.000	2	1	3	1.5	0	0	1	0	0	5	6.5
Felician	11/08/2019		14:47	2-4	.500	0-2	.000	0-0	.000	0	4	4	2.3	1	2	1	0	0	4	5.7
Nyack	11/09/2019		05:06	0-1	.000	0-1	.000	0-0	.000	0	0	0	1.8	0	0	0	0	0	0	4.3
Mercyhurst	11/14/2019		01:08	0-0	.000	0-0	.000	0-0	.000	0	0	0	1.4	0	0	0	0	0	0	3.4
West Liberty	11/16/2019		02:43	2-2	1.000	0-0	.000	0-0	.000	0	0	0	1.2	1	0	0	0	0	4	3.5
Le Moyne	11/19/2019		06:47	1-1	1.000	0-0	.000	0-0	.000	0	1	1	1.1	0	0	0	0	0	2	3.3
Wilmington (DE)	11/23/2019		03:06	0-0	.000	0-0	.000	0-0	.000	0	1	1	1.1	1	0	0	0	1	0	2.9
at USciences	11/30/2019		06:36	2-4	.500	2-3	.667	0-0	.000	0	0	0	1.0	2	0	0	0	0	6	3.2
Salem (WV)	12/04/2019		04:52	0-1	.000	0-0	.000	0-0	.000	1	2	3	1.2	0	0	2	1	0	0	2.9
Roberts Wesleyan	12/07/2019		01:48	0-1	.000	0-0	.000	0-0	.000	0	0	0	1.1	0	0	0	0	0	0	2.6
at Mercy	12/13/2019		14:00	0-1	.000	0-1	.000	0-0	.000	0	0	0	1.0	2	0	0	1	0	0	2.4
at St. Thomas Aquinas	12/15/2019		00:00	0-0	.000	0-0	.000	0-0	.000	0	0	0	0.9	1	0	0	0	0	0	2.2
Totals		0	86:02	12-22	.545	5-12	.417	0-0	.000	3	9	12	0.9	10	4	6	2	1	29	2.2

Player Averages

Games Played	Minutes/game	Points/game	FG Pct	3FG Pct	FT Pct	Rebounds/game	Assists/game	Turnovers/game	Assist/Turnover ratio	Steals/game	Blocks/game
13	6.6	2.2	54.5	41.7	0.0	0.9	0.3	0.5	0.7	0.1	0.2



**2019-20 Daemen Men's Basketball
Individual Game-by-Game
All games**

Page 6/15
as of Jan 16, 2020

#12 HARRIS, Kyle

Opponent	Date	GS	MIN	Total		3-Pointers		Free throws		Rebounds				PF	A	T/O	BLK	STL	PTS	AVG
				FG-FGA	PCT	3FG-3FGA	PCT	FT-FTA	PCT	OFF	DEF	TOT	AVG							
vs Northwest Mo. St.	11/01/2019		21:42	1-4	.250	1-4	.250	2-2	1.000	0	2	2	2.0	4	2	0	0	1	5	5.0
vs Missouri Western	11/02/2019		19:17	5-9	.556	1-4	.250	0-0	.000	1	1	2	2.0	5	0	2	0	0	11	8.0
Felician	11/08/2019		15:30	4-4	1.000	2-2	1.000	0-0	.000	0	2	2	2.0	1	0	2	0	0	10	8.7
Nyack	11/09/2019		08:05	0-1	.000	0-0	.000	0-0	.000	0	0	0	1.5	0	1	2	0	0	0	6.5
Mercyhurst	11/14/2019		23:39	5-5	1.000	1-1	1.000	0-0	.000	1	2	3	1.8	2	1	2	0	0	11	7.4
West Liberty	11/16/2019	*	29:55	3-6	.500	3-5	.600	2-2	1.000	0	4	4	2.2	2	0	5	0	0	11	8.0
Le Moyne	11/19/2019	*	29:48	3-5	.600	1-3	.333	0-0	.000	2	1	3	2.3	2	4	1	1	0	7	7.9
Wilmington (DE)	11/23/2019		19:43	1-3	.333	1-2	.500	0-0	.000	2	2	4	2.5	2	3	0	0	0	3	7.3
at USciences	11/30/2019	*	19:20	2-6	.333	1-4	.250	2-2	1.000	1	0	1	2.3	4	2	0	1	0	7	7.2
Salem (WV)	12/04/2019	*	27:54	5-8	.625	4-6	.667	0-0	.000	0	7	7	2.8	1	1	1	0	0	14	7.9
Roberts Wesleyan	12/07/2019	*	22:31	1-3	.333	0-1	.000	2-2	1.000	0	3	3	2.8	3	1	2	0	0	4	7.5
at Mercy	12/13/2019	*	21:00	2-5	.400	1-4	.250	0-0	.000	1	2	3	2.8	0	1	0	0	0	5	7.3
at St. Thomas Aquinas	12/15/2019	*	24:00	1-4	.250	0-2	.000	1-2	.500	0	2	2	2.8	4	1	0	1	1	3	7.0
at Saint Rose	12/19/2019	*	23:16	1-3	.333	0-1	.000	2-2	1.000	0	2	2	2.7	4	5	1	0	0	4	6.8
at St. Anselm	01/01/2020	*	26:29	2-5	.400	1-3	.333	2-4	.500	2	3	5	2.9	1	0	0	0	0	7	6.8
at Saint Michael's	01/02/2020		16:00	0-1	.000	0-0	.000	0-0	.000	0	0	0	2.7	0	0	0	0	0	0	6.4
at Stonehill	01/04/2020		14:43	0-5	.000	0-4	.000	0-0	.000	1	3	4	2.8	2	0	0	0	1	0	6.0
Queens (NY)	01/10/2020		19:57	2-2	1.000	2-2	1.000	0-0	.000	0	5	5	2.9	0	1	2	0	0	6	6.0
Bridgeport	01/12/2020		17:27	0-3	.000	0-2	.000	0-0	.000	0	6	6	3.1	1	1	0	1	0	0	5.7
Totals		9	400:16	38-82	.463	19-50	.380	13-16	.813	11	47	58	3.1	38	24	20	4	3	108	5.7

Player Averages

Games Played	Minutes/ game	Points/ game	FG Pct	3FG Pct	FT Pct	Rebounds/ game	Assists/ game	Turnovers/ game	Assist/Turnover ratio	Steals/ game	Blocks/ game
19	21.1	5.7	46.3	38.0	81.3	3.1	1.3	1.1	1.2	0.2	0.2



**2019-20 Daemen Men's Basketball
Individual Game-by-Game
All games**

Page 7/15
as of Jan 16, 2020

#14 HINES, Da'Shawn

Opponent	Date	GS	MIN	Total		3-Pointers		Free throws		Rebounds				PF	A	T/O	BLK	STL	PTS	AVG
				FG-FGA	PCT	3FG-3FGA	PCT	FT-FTA	PCT	OFF	DEF	TOT	AVG							
West Liberty	11/16/2019		00:37	0-0	.000	0-0	.000	0-0	.000	0	0	0	0.0	0	0	0	0	0	0	0.0
at USciences	11/30/2019		01:13	0-0	.000	0-0	.000	0-0	.000	0	0	0	0.0	0	0	0	0	0	0	0.0
Salem (WV)	12/04/2019		00:50	1-1	1.000	0-0	.000	0-0	.000	0	0	0	0.0	0	0	0	0	0	2	0.7
Roberts Wesleyan	12/07/2019		00:54	1-1	1.000	1-1	1.000	0-0	.000	0	0	0	0.0	0	0	0	0	0	3	1.3
at Mercy	12/13/2019		05:00	0-0	.000	0-0	.000	0-0	.000	0	0	0	0.0	0	2	0	0	1	0	1.0
at Saint Rose	12/19/2019		00:17	0-0	.000	0-0	.000	0-0	.000	0	0	0	0.0	0	0	0	0	0	0	0.8
at St. Anselm	01/01/2020		03:13	0-0	.000	0-0	.000	0-0	.000	0	0	0	0.0	0	0	0	0	0	0	0.7
Totals		0	12:04	2-2	1.000	1-1	1.000	0-0	.000	0	0	0	0.0	0	2	0	0	1	5	0.7

Player Averages

Games Played	Minutes/ game	Points/ game	FG Pct	3FG Pct	FT Pct	Rebounds/ game	Assists/ game	Turnovers/ game	Assist/Turnover ratio	Steals/ game	Blocks/ game
7	1.7	0.7	100.0	100.0	0.0	0.0	0.3	0.0	2.0	0.1	0.0



**2019-20 Daemen Men's Basketball
Individual Game-by-Game
All games**

Page 8/15
as of Jan 16, 2020

#15 SLACK, Keith

Opponent	Date	GS	MIN	Total		3-Pointers		Free throws		Rebounds				PF	A	T/O	BLK	STL	PTS	AVG
				FG-FGA	PCT	3FG-3FGA	PCT	FT-FTA	PCT	OFF	DEF	TOT	AVG							
vs Northwest Mo. St.	11/01/2019		14:24	1-2	.500	1-2	.500	0-0	.000	0	1	1	1.0	0	0	0	0	0	3	3.0
vs Missouri Western	11/02/2019	*	23:19	4-9	.444	3-7	.429	0-0	.000	0	2	2	1.5	3	0	1	0	0	11	7.0
Felician	11/08/2019		11:45	2-3	.667	1-2	.500	0-0	.000	0	0	0	1.0	1	0	0	0	0	5	6.3
Nyack	11/09/2019		11:13	1-3	.333	0-2	.000	0-0	.000	0	2	2	1.3	1	2	1	0	0	2	5.3
West Liberty	11/16/2019		19:48	2-6	.333	2-5	.400	0-0	.000	0	2	2	1.4	1	3	3	0	1	6	5.4
Le Moyne	11/19/2019		16:22	2-8	.250	1-6	.167	2-2	1.000	1	1	2	1.5	0	2	0	0	0	7	5.7
Wilmington (DE)	11/23/2019		08:39	1-3	.333	1-2	.500	0-0	.000	1	0	1	1.4	0	1	0	0	1	3	5.3
at USciences	11/30/2019		16:25	4-8	.500	2-4	.500	0-0	.000	0	1	1	1.4	0	2	1	0	0	10	5.9
Salem (WV)	12/04/2019		16:24	1-4	.250	0-3	.000	0-0	.000	0	4	4	1.7	1	3	2	0	1	2	5.4
Roberts Wesleyan	12/07/2019		17:24	2-3	.667	1-2	.500	6-6	1.000	0	3	3	1.8	1	0	1	0	0	11	6.0
at Mercy	12/13/2019		13:00	5-6	.833	5-6	.833	0-0	.000	0	1	1	1.7	0	1	0	0	1	15	6.8
at St. Thomas Aquinas	12/15/2019		05:00	0-1	.000	0-0	.000	0-0	.000	0	0	0	1.6	1	0	1	0	0	0	6.3
Totals		1	173:44	25-56	.446	17-41	.415	8-8	1.000	2	17	19	1.6	9	14	10	0	4	75	6.3

Player Averages

Games Played	Minutes/game	Points/game	FG Pct	3FG Pct	FT Pct	Rebounds/game	Assists/game	Turnovers/game	Assist/Turnover ratio	Steals/game	Blocks/game
12	14.5	6.3	44.6	41.5	100.0	1.6	1.2	0.8	1.4	0.3	0.0



**2019-20 Daemen Men's Basketball
Individual Game-by-Game
All games**

Page 9/15
as of Jan 16, 2020

#20 SALZBERG, Ryan

Opponent	Date	GS	MIN	Total		3-Pointers		Free throws		Rebounds				PF	A	T/O	BLK	STL	PTS	AVG
				FG-FGA	PCT	3FG-3FGA	PCT	FT-FTA	PCT	OFF	DEF	TOT	AVG							
Mercyhurst	11/14/2019		00:02	0-0	.000	0-0	.000	0-0	.000	0	0	0	0.0	0	0	0	0	0	0	0.0
West Liberty	11/16/2019		00:38	0-0	.000	0-0	.000	0-0	.000	0	0	0	0.0	0	0	0	0	0	0	0.0
Le Moyne	11/19/2019		03:06	1-1	1.000	0-0	.000	0-0	.000	0	0	0	0.0	0	0	0	0	2	2	0.7
at USciences	11/30/2019		03:16	0-0	.000	0-0	.000	0-0	.000	0	0	0	0.0	1	0	0	0	0	0	0.5
Salem (WV)	12/04/2019		04:01	1-2	.500	1-2	.500	0-0	.000	2	0	2	0.4	0	0	0	0	1	3	1.0
Roberts Wesleyan	12/07/2019		03:43	0-0	.000	0-0	.000	0-0	.000	0	0	0	0.3	1	0	0	0	0	0	0.8
at Mercy	12/13/2019		06:00	4-4	1.000	3-3	1.000	0-0	.000	0	2	2	0.6	1	0	0	0	0	11	2.3
at St. Thomas Aquinas	12/15/2019		01:00	0-0	.000	0-0	.000	0-0	.000	0	0	0	0.5	0	0	0	0	0	0	2.0
at Saint Rose	12/19/2019		15:02	1-3	.333	0-2	.000	1-1	1.000	0	1	1	0.6	1	3	0	0	0	3	2.1
at St. Anselm	01/01/2020		13:23	1-3	.333	0-2	.000	0-0	.000	0	1	1	0.6	1	0	0	1	0	2	2.1
at Saint Michael's	01/02/2020		03:00	0-0	.000	0-0	.000	0-0	.000	0	0	0	0.5	0	0	0	0	0	0	1.9
Queens (NY)	01/10/2020		03:24	0-0	.000	0-0	.000	0-0	.000	0	1	1	0.6	0	0	0	0	0	0	1.8
Bridgeport	01/12/2020		00:47	0-0	.000	0-0	.000	0-0	.000	0	0	0	0.5	1	0	0	0	0	0	1.6
Totals		0	57:21	8-13	.615	4-9	.444	1-1	1.000	2	5	7	0.5	6	3	0	1	3	21	1.6

Player Averages

Games Played	Minutes/game	Points/game	FG Pct	3FG Pct	FT Pct	Rebounds/game	Assists/game	Turnovers/game	Assist/Turnover ratio	Steals/game	Blocks/game
13	4.4	1.6	61.5	44.4	100.0	0.5	0.2	0.0	3.0	0.2	0.1



**2019-20 Daemen Men's Basketball
Individual Game-by-Game
All games**

Page 10/15
as of Jan 16, 2020

#22 SISCHO, Andrew

Opponent	Date	GS	MIN	Total		3-Pointers		Free throws		Rebounds				PF	A	T/O	BLK	STL	PTS	AVG
				FG-FGA	PCT	3FG-3FGA	PCT	FT-FTA	PCT	OFF	DEF	TOT	AVG							
vs Northwest Mo. St.	11/01/2019	*	37:58	8-14	.571	0-1	.000	8-13	.615	8	7	15	15.0	3	5	4	1	0	24	24.0
vs Missouri Western	11/02/2019	*	33:51	4-9	.444	0-0	.000	3-4	.750	1	11	12	13.5	4	3	8	1	1	11	17.5
Felician	11/08/2019	*	36:23	12-17	.706	1-1	1.000	6-11	.545	3	16	19	15.3	4	4	6	5	1	31	22.0
Nyack	11/09/2019	*	39:10	12-16	.750	0-1	.000	10-11	.909	6	11	17	15.8	3	0	2	4	0	34	25.0
Mercyhurst	11/14/2019	*	37:29	8-12	.667	0-0	.000	6-10	.600	7	4	11	14.8	4	1	3	0	0	22	24.4
West Liberty	11/16/2019	*	33:15	12-13	.923	1-1	1.000	4-6	.667	8	10	18	15.3	1	2	1	3	0	29	25.2
Le Moyne	11/19/2019	*	34:35	11-14	.786	1-2	.500	4-4	1.000	2	9	11	14.7	4	1	5	0	0	27	25.4
Wilmington (DE)	11/23/2019	*	35:21	9-16	.563	0-1	.000	6-11	.545	6	2	8	13.9	2	0	5	0	0	24	25.3
at USciences	11/30/2019	*	33:49	6-15	.400	0-0	.000	4-5	.800	12	8	20	14.6	3	1	4	1	4	16	24.2
Salem (WV)	12/04/2019	*	32:36	15-22	.682	1-2	.500	3-6	.500	5	7	12	14.3	1	1	4	0	0	34	25.2
Roberts Wesleyan	12/07/2019	*	30:59	12-17	.706	0-0	.000	3-3	1.000	3	8	11	14.0	4	1	2	1	1	27	25.4
at Mercy	12/13/2019	*	24:00	12-20	.600	0-0	.000	2-4	.500	4	5	9	13.6	2	2	2	2	1	26	25.4
at St. Thomas Aquinas	12/15/2019	*	35:00	12-18	.667	1-3	.333	5-7	.714	4	9	13	13.5	4	2	3	0	1	30	25.8
at Saint Rose	12/19/2019	*	29:32	13-16	.813	0-0	.000	8-11	.727	4	3	7	13.1	5	1	3	0	4	34	26.4
at St. Anselm	01/01/2020	*	33:15	7-18	.389	0-1	.000	4-4	1.000	3	10	13	13.1	4	1	4	1	1	18	25.8
at Saint Michael's	01/02/2020	*	39:00	9-15	.600	0-0	.000	6-8	.750	3	4	7	12.7	3	0	3	2	2	24	25.7
at Stonehill	01/04/2020	*	32:21	7-11	.636	0-0	.000	8-11	.727	3	5	8	12.4	4	0	3	0	1	22	25.5
Bridgeport	01/12/2020		29:03	12-16	.750	1-2	.500	3-4	.750	5	6	11	12.3	3	0	4	1	0	28	25.6
Totals			17 607:35	181-279	.649	6-15	.400	93-133	.699	87	135	222	12.3	58	25	66	22	17	461	25.6

Player Averages

Games Played	Minutes/ game	Points/ game	FG Pct	3FG Pct	FT Pct	Rebounds/ game	Assists/ game	Turnovers/ game	Assist/Turnover ratio	Steals/ game	Blocks/ game
18	33.8	25.6	64.9	40.0	69.9	12.3	1.4	3.7	0.4	0.9	1.2



**2019-20 Daemen Men's Basketball
Individual Game-by-Game
All games**

Page 11/15
as of Jan 16, 2020

#23 WALLACE, Joey

Opponent	Date	GS	MIN	Total		3-Pointers		Free throws		Rebounds				PF	A	T/O	BLK	STL	PTS	AVG
				FG-FGA	PCT	3FG-3FGA	PCT	FT-FTA	PCT	OFF	DEF	TOT	AVG							
vs Northwest Mo. St.	11/01/2019	*	31:07	5-9	.556	2-5	.400	5-6	.833	0	3	3	3.0	4	1	3	0	1	17	17.0
vs Missouri Western	11/02/2019	*	34:24	2-4	.500	0-0	.000	4-4	1.000	3	3	6	4.5	3	3	5	0	1	8	12.5
Felician	11/08/2019	*	28:32	3-8	.375	1-5	.200	2-2	1.000	0	6	6	5.0	0	1	2	0	0	9	11.3
Nyack	11/09/2019	*	27:59	1-6	.167	0-1	.000	0-1	.000	2	3	5	5.0	2	1	2	0	0	2	9.0
Mercyhurst	11/14/2019	*	36:58	6-16	.375	2-8	.250	4-5	.800	3	2	5	5.0	2	3	2	0	2	18	10.8
West Liberty	11/16/2019	*	32:48	8-15	.533	1-5	.200	2-2	1.000	1	4	5	5.0	4	5	3	1	2	19	12.2
Le Moyne	11/19/2019	*	30:34	3-7	.429	0-1	.000	0-0	.000	1	4	5	5.0	3	3	3	0	1	6	11.3
Wilmington (DE)	11/23/2019	*	33:03	3-8	.375	1-4	.250	10-11	.909	2	6	8	5.4	3	2	4	0	1	17	12.0
at USciences	11/30/2019	*	21:20	3-10	.300	1-5	.200	0-0	.000	3	4	7	5.6	2	4	1	0	3	7	11.4
Salem (WV)	12/04/2019	*	23:34	2-7	.286	1-6	.167	0-0	.000	0	0	0	5.0	4	6	4	0	1	5	10.8
Roberts Wesleyan	12/07/2019	*	31:11	4-7	.571	1-2	.500	5-7	.714	3	6	9	5.4	3	7	1	0	0	14	11.1
at Mercy	12/13/2019	*	21:00	1-5	.200	0-3	.000	2-4	.500	1	11	12	5.9	1	3	3	0	0	4	10.5
at St. Thomas Aquinas	12/15/2019	*	29:00	1-4	.250	0-0	.000	1-2	.500	0	3	3	5.7	5	2	2	0	0	3	9.9
at St. Anselm	01/01/2020		20:20	2-4	.500	0-0	.000	1-2	.500	0	2	2	5.4	3	1	4	0	0	5	9.6
at Saint Michael's	01/02/2020	*	28:00	2-7	.286	1-2	.500	0-0	.000	1	1	2	5.2	0	1	4	0	3	5	9.3
at Stonehill	01/04/2020	*	34:04	5-11	.455	1-4	.250	1-3	.333	0	4	4	5.1	4	0	4	2	0	12	9.4
Queens (NY)	01/10/2020	*	28:25	8-13	.615	2-2	1.000	5-7	.714	1	6	7	5.2	3	0	2	0	1	23	10.2
Bridgeport	01/12/2020	*	36:06	4-15	.267	0-4	.000	8-10	.800	3	6	9	5.4	2	5	1	0	1	16	10.6
Totals		17	528:25	63-156	.404	14-57	.246	50-66	.758	24	74	98	5.4	48	48	50	3	17	190	10.6

Player Averages

Games Played	Minutes/game	Points/game	FG Pct	3FG Pct	FT Pct	Rebounds/game	Assists/game	Turnovers/game	Assist/Turnover ratio	Steals/game	Blocks/game
18	29.4	10.6	40.4	24.6	75.8	5.4	2.7	2.8	1.0	0.9	0.2



2019-20 Daemen Men's Basketball
Individual Game-by-Game
All games

Page 12/15
as of Jan 16, 2020

#24 BASDEN, Ziv

Opponent	Date	GS	MIN	Total		3-Pointers		Free throws		Rebounds				PF	A	T/O	BLK	STL	PTS	AVG
				FG-FGA	PCT	3FG-3FGA	PCT	FT-FTA	PCT	OFF	DEF	TOT	AVG							
vs Northwest Mo. St.	11/01/2019		01:07	0-0	.000	0-0	.000	0-0	.000	0	0	0	0.0	0	0	0	0	0	0	0.0
West Liberty	11/16/2019		00:33	0-0	.000	0-0	.000	0-0	.000	0	0	0	0.0	0	0	0	0	0	0	0.0
at USciences	11/30/2019		04:23	2-3	.667	0-0	.000	0-0	.000	1	0	1	0.3	0	0	0	0	0	4	1.3
Salem (WV)	12/04/2019		01:41	1-1	1.000	0-0	.000	0-0	.000	0	1	1	0.5	0	0	0	0	0	2	1.5
Roberts Wesleyan	12/07/2019		02:06	0-0	.000	0-0	.000	0-0	.000	0	0	0	0.4	1	1	0	1	0	0	1.2
at Mercy	12/13/2019		07:00	3-5	.600	0-1	.000	0-0	.000	1	1	2	0.7	2	1	0	0	0	6	2.0
at St. Thomas Aquinas	12/15/2019		00:00	0-0	.000	0-0	.000	0-0	.000	0	0	0	0.6	0	0	0	0	0	0	1.7
at St. Anselm	01/01/2020		03:13	0-0	.000	0-0	.000	0-0	.000	0	0	0	0.5	0	0	1	0	0	0	1.5
at Saint Michael's	01/02/2020		00:00	0-0	.000	0-0	.000	0-0	.000	0	0	0	0.4	2	0	0	0	0	0	1.3
Totals		0	20:03	6-9	.667	0-1	.000	0-0	.000	2	2	4	0.4	5	2	1	1	0	12	1.3

Player Averages

Games Played	Minutes/game	Points/game	FG Pct	3FG Pct	FT Pct	Rebounds/game	Assists/game	Turnovers/game	Assist/Turnover ratio	Steals/game	Blocks/game
9	2.2	1.3	66.7	0.0	0.0	0.4	0.2	0.1	2.0	0.0	0.1



**2019-20 Daemen Men's Basketball
Individual Game-by-Game
All games**

Page 13/15
as of Jan 16, 2020

#25 BRADLEY, Ryan

Opponent	Date	GS	MIN	Total		3-Pointers		Free throws		Rebounds				PF	A	T/O	BLK	STL	PTS	AVG
				FG-FGA	PCT	3FG-3FGA	PCT	FT-FTA	PCT	OFF	DEF	TOT	AVG							
Mercyhurst	11/14/2019		11:23	1-2	.500	0-0	.000	0-0	.000	1	1	2	2.0	2	0	1	0	0	2	2.0
West Liberty	11/16/2019		12:36	1-2	.500	0-0	.000	0-0	.000	0	2	2	2.0	3	1	1	2	0	2	2.0
Le Moyne	11/19/2019		17:45	3-5	.600	0-0	.000	3-3	1.000	3	2	5	3.0	2	2	1	0	1	9	4.3
Wilmington (DE)	11/23/2019		09:02	3-5	.600	0-1	.000	0-0	.000	1	2	3	3.0	1	1	3	1	1	6	4.8
at USciences	11/30/2019		14:35	1-4	.250	0-2	.000	0-0	.000	2	3	5	3.4	0	0	0	1	0	2	4.2
Salem (WV)	12/04/2019		11:18	2-6	.333	0-0	.000	0-0	.000	3	0	3	3.3	2	0	2	0	1	4	4.2
Roberts Wesleyan	12/07/2019		08:10	1-2	.500	0-0	.000	0-1	.000	0	1	1	3.0	3	2	0	0	1	2	3.9
at Mercy	12/13/2019		09:00	1-2	.500	1-2	.500	0-0	.000	0	2	2	2.9	4	0	2	0	1	3	3.8
at St. Thomas Aquinas	12/15/2019		08:00	0-1	.000	0-0	.000	0-0	.000	1	1	2	2.8	0	1	1	0	0	0	3.3
at Saint Rose	12/19/2019		11:36	3-5	.600	0-2	.000	0-0	.000	0	2	2	2.7	3	0	1	0	1	6	3.6
Totals		0	113:25	16-34	.471	1-7	.143	3-4	.750	11	16	27	2.7	20	7	12	4	6	36	3.6

Player Averages

Games Played	Minutes/ game	Points/ game	FG Pct	3FG Pct	FT Pct	Rebounds/ game	Assists/ game	Turnovers/ game	Assist/Turnover ratio	Steals/ game	Blocks/ game
10	11.3	3.6	47.1	14.3	75.0	2.7	0.7	1.2	0.6	0.6	0.4



**2019-20 Daemen Men's Basketball
Individual Game-by-Game
All games**

Page 14/15
as of Jan 16, 2020

#34 LUKE, Chris

Opponent	Date	GS	MIN	Total		3-Pointers		Free throws		Rebounds				PF	A	T/O	BLK	STL	PTS	AVG
				FG-FGA	PCT	3FG-3FGA	PCT	FT-FTA	PCT	OFF	DEF	TOT	AVG							
vs Northwest Mo. St.	11/01/2019		00:55	0-0	.000	0-0	.000	0-0	.000	0	0	0	0.0	0	0	0	0	0	0	0.0
vs Missouri Western	11/02/2019		01:11	0-0	.000	0-0	.000	0-0	.000	0	0	0	0.0	0	0	0	0	0	0	0.0
Felician	11/08/2019		01:40	0-0	.000	0-0	.000	0-0	.000	0	1	1	0.3	0	0	0	0	0	0	0.0
Nyack	11/09/2019		00:50	0-0	.000	0-0	.000	0-0	.000	0	1	1	0.5	2	0	0	0	0	0	0.0
Mercyhurst	11/14/2019		00:02	0-0	.000	0-0	.000	0-0	.000	0	0	0	0.4	0	0	0	0	0	0	0.0
West Liberty	11/16/2019		00:32	0-0	.000	0-0	.000	0-0	.000	0	0	0	0.3	1	0	1	0	0	0	0.0
at USciences	11/30/2019		01:55	0-0	.000	0-0	.000	0-0	.000	0	0	0	0.3	2	0	0	0	1	0	0.0
Salem (WV)	12/04/2019		00:50	0-0	.000	0-0	.000	0-0	.000	0	0	0	0.3	0	0	0	0	0	0	0.0
Roberts Wesleyan	12/07/2019		05:00	2-2	1.000	0-0	.000	0-0	.000	1	2	3	0.6	0	0	0	0	0	4	0.4
at Mercy	12/13/2019		05:00	2-3	.667	0-0	.000	0-0	.000	1	0	1	0.6	2	0	0	0	0	4	0.8
at St. Thomas Aquinas	12/15/2019		03:00	0-0	.000	0-0	.000	0-0	.000	0	0	0	0.5	1	0	0	0	0	0	0.7
at Saint Rose	12/19/2019		00:32	0-0	.000	0-0	.000	0-0	.000	0	0	0	0.5	2	0	0	0	0	0	0.7
at St. Anselm	01/01/2020		06:45	0-0	.000	0-0	.000	0-0	.000	1	0	1	0.5	4	0	0	1	0	0	0.6
at Saint Michael's	01/02/2020		01:00	0-0	.000	0-0	.000	0-0	.000	0	0	0	0.5	0	0	1	0	0	0	0.6
at Stonehill	01/04/2020		07:38	1-1	1.000	0-0	.000	0-0	.000	1	0	1	0.5	0	1	1	0	0	2	0.7
Queens (NY)	01/10/2020	*	16:05	2-5	.400	0-0	.000	0-0	.000	4	7	11	1.2	3	0	1	0	0	4	0.9
Bridgeport	01/12/2020	*	07:11	0-0	.000	0-0	.000	0-0	.000	0	1	1	1.2	0	0	0	0	0	0	0.8
Totals		2	60:05	7-11	.636	0-0	.000	0-0	.000	8	12	20	1.2	17	1	4	1	1	14	0.8

Player Averages

Games Played	Minutes/game	Points/game	FG Pct	3FG Pct	FT Pct	Rebounds/game	Assists/game	Turnovers/game	Assist/Turnover ratio	Steals/game	Blocks/game
17	3.5	0.8	63.6	0.0	0.0	1.2	0.1	0.2	0.3	0.1	0.1



2019-20 Daemen Men's Basketball
Individual Game-by-Game
All games

Page 15/15
as of Jan 16, 2020

#44 REDBAND, Jeff

Opponent	Date	GS	MIN	Total		3-Pointers		Free throws		Rebounds				PF	A	T/O	BLK	STL	PTS	AVG
				FG-FGA	PCT	3FG-3FGA	PCT	FT-FTA	PCT	OFF	DEF	TOT	AVG							
vs Northwest Mo. St.	11/01/2019	*	28:49	2-3	.667	1-1	1.000	1-2	.500	0	1	1	1.0	0	0	2	0	1	6	6.0
vs Missouri Western	11/02/2019	*	35:47	4-8	.500	4-6	.667	3-4	.750	1	2	3	2.0	3	4	1	0	3	15	10.5
Felician	11/08/2019	*	24:16	2-3	.667	1-2	.500	2-2	1.000	1	1	2	2.0	4	2	2	1	1	7	9.3
Nyack	11/09/2019	*	34:54	6-10	.600	6-9	.667	4-4	1.000	1	2	3	2.3	2	2	4	2	1	22	12.5
Mercyhurst	11/14/2019	*	33:18	0-7	.000	0-7	.000	0-0	.000	0	3	3	2.4	1	0	2	0	1	0	10.0
West Liberty	11/16/2019	*	30:20	3-7	.429	2-5	.400	2-2	1.000	2	5	7	3.2	3	3	3	1	1	10	10.0
Le Moyne	11/19/2019	*	22:55	4-13	.308	3-10	.300	2-2	1.000	0	4	4	3.3	1	1	0	1	1	13	10.4
Wilmington (DE)	11/23/2019	*	32:31	3-6	.500	3-6	.500	0-0	.000	0	6	6	3.6	0	0	0	2	0	9	10.3
at USciences	11/30/2019	*	33:34	9-15	.600	7-12	.583	0-0	.000	2	6	8	4.1	3	2	1	2	1	25	11.9
Salem (WV)	12/04/2019	*	30:53	2-6	.333	2-6	.333	0-0	.000	1	6	7	4.4	0	4	0	2	2	6	11.3
Roberts Wesleyan	12/07/2019	*	29:50	3-12	.250	2-10	.200	2-2	1.000	1	2	3	4.3	3	1	3	1	0	10	11.2
at Mercy	12/13/2019	*	20:00	1-6	.167	1-4	.250	4-4	1.000	0	1	1	4.0	2	0	0	1	0	7	10.8
at St. Thomas Aquinas	12/15/2019	*	35:00	5-13	.385	4-9	.444	4-4	1.000	0	2	2	3.8	1	0	2	1	1	18	11.4
at Saint Rose	12/19/2019	*	37:23	5-8	.625	5-7	.714	7-7	1.000	1	4	5	3.9	1	2	2	0	2	22	12.1
at St. Anselm	01/01/2020	*	29:57	5-7	.714	5-7	.714	0-0	.000	0	0	0	3.7	2	2	0	3	0	15	12.3
at Saint Michael's	01/02/2020	*	34:00	5-11	.455	3-9	.333	0-0	.000	0	2	2	3.6	2	3	1	1	2	13	12.4
at Stonehill	01/04/2020	*	36:16	3-5	.600	2-4	.500	2-2	1.000	2	5	7	3.8	0	2	3	1	1	10	12.2
Queens (NY)	01/10/2020	*	34:57	2-10	.200	0-8	.000	1-1	1.000	0	0	0	3.6	1	2	1	1	0	5	11.8
Bridgeport	01/12/2020	*	35:02	5-9	.556	3-4	.750	0-0	.000	2	6	8	3.8	1	0	4	2	0	13	11.9
Totals			19 599:42	69-159	.434	54-126	.429	34-36	.944	14	58	72	3.8	30	30	31	22	18	226	11.9

Player Averages

Games Played	Minutes/ game	Points/ game	FG Pct	3FG Pct	FT Pct	Rebounds/ game	Assists/ game	Turnovers/ game	Assist/Turnover ratio	Steals/ game	Blocks/ game
19	31.6	11.9	43.4	42.9	94.4	3.8	1.6	1.6	1.0	0.9	1.2



2019-20 Daemen Men's Basketball Team Game-by-Game All games

Page 1/1
as of Jan 16, 2020

				Total		3-Pointers		Free throws		Rebounds											
Opponent	Date	Score		FG-FGA	PCT	3FG-FGA	PCT	FT-FTA	PCT	OFF	DEF	TOT	AVG	PF	A	TO	BLK	STL	PTS	AVG	
vs Northwest Mo. St.	11/01/2019	65-85	L	21-45	.467	7-23	.304	16-23	.696	8	18	26	26.0	18	12	16	1	3	65	65.0	
vs Missouri Western	11/02/2019	68-64	W	23-50	.460	10-23	.435	12-14	.857	10	23	33	29.5	20	11	23	1	5	68	66.5	
Felician	11/08/2019	95-80	W	37-64	.578	9-23	.391	12-19	.632	7	40	47	35.3	15	18	18	6	6	95	76.0	
Nyack	11/09/2019	80-74	W	27-61	.443	11-28	.393	15-18	.833	12	33	45	37.8	17	15	16	7	2	80	77.0	
Mercyhurst	11/14/2019	67-65	W	23-50	.460	5-21	.238	16-23	.696	13	16	29	36.0	15	7	17	0	5	67	75.0	
West Liberty	11/16/2019	98-83	W	36-66	.545	12-29	.414	14-19	.737	13	33	46	37.7	19	18	25	7	9	98	78.8	
Le Moyne	11/19/2019	89-79	W	34-71	.479	10-31	.323	11-11	1.000	12	26	38	37.7	15	15	11	2	7	89	80.3	
Wilmington (DE)	11/23/2019	83-81	W	27-64	.422	10-27	.370	19-26	.731	14	27	41	38.1	13	14	14	3	8	83	80.6	
at USciences	11/30/2019	83-57	W	31-74	.419	14-35	.400	7-11	.636	21	24	45	38.9	19	17	9	5	11	83	80.9	
Salem (WV)	12/04/2019	89-59	W	37-73	.507	12-33	.364	3-7	.429	16	32	48	39.8	11	24	20	5	10	89	81.7	
Roberts Wesleyan	12/07/2019	96-70	W	34-62	.548	8-23	.348	20-23	.870	9	28	37	39.5	20	13	10	4	6	96	83.0	
at Mercy	12/13/2019	103-59	W	40-73	.548	14-30	.467	9-13	.692	11	40	51	40.5	18	17	10	4	8	103	84.7	
at St. Thomas Aquinas	12/15/2019	80-87	L	27-59	.458	9-24	.375	17-22	.773	6	23	29	39.6	26	8	13	2	4	80	84.3	
at Saint Rose	12/19/2019	96-88	W	34-56	.607	8-20	.400	20-27	.741	7	15	22	38.4	21	21	16	1	12	96	85.1	
at St. Anselm	01/01/2020	59-87	L	21-56	.375	6-19	.316	11-18	.611	9	29	38	38.3	17	9	16	6	2	59	83.4	
at Saint Michael's	01/02/2020	72-68	W	26-57	.456	7-22	.318	13-18	.722	6	16	22	37.3	10	11	13	3	11	72	82.7	
at Stonehill	01/04/2020	76-82	L	28-53	.528	9-22	.409	11-16	.688	9	23	32	37.0	14	7	16	3	8	76	82.3	
Queens (NY)	01/10/2020	65-57	W	24-55	.436	9-25	.360	8-11	.727	7	30	37	37.0	12	11	14	3	2	65	81.3	
Bridgeport	01/12/2020	64-67	L	24-61	.393	4-17	.235	12-17	.706	13	34	47	37.5	16	10	18	5	4	64	80.4	
Total		1528		554-1150	.482	174-475	.366	246-336	.732	203	510	713	37.5	316	258	295	68	123	1528	80.4	
Opponents		1392		504-1159	.435	159-473	.336	225-307	.733	178	446	624	32.8	347	228	283	46	140	1392	73.3	

Daemen Averages

Games Played	Points/game	FG Pct	3FG Pct	FT Pct	Rebounds/game	Assists/game	Turnovers/game	Assist/Turnover ratio	Steals/game	Blocks/game
19	80.4	48.2	36.6	73.2	37.5	13.6	15.5	0.9	6.5	3.6



2019-20 Daemen Men's Basketball
Team High/Low Analysis
All games

Page 1/4
as of Jan 16, 2020

Daemen - Game Highs

POINTS	103		at Mercy (12/13/2019)
	98		West Liberty (11/16/2019)
	96		at Saint Rose (12/19/2019)
	96		Roberts Wesleyan (12/07/2019)
	95		Felician (11/08/2019)
FIELD GOALS MADE	40		at Mercy (12/13/2019)
	37		Salem (WV) (12/04/2019)
	37		Felician (11/08/2019)
FIELD GOAL ATTEMPTS	74		at USciences (11/30/2019)
	73		at Mercy (12/13/2019)
	73		Salem (WV) (12/04/2019)
FIELD GOAL PERCENTAGE	.607	(34-56)	at Saint Rose (12/19/2019)
	.578	(37-64)	Felician (11/08/2019)
3 PT FG MADE	14		at Mercy (12/13/2019)
	14		at USciences (11/30/2019)
3 PT FG ATTEMPTS	35		at USciences (11/30/2019)
	33		Salem (WV) (12/04/2019)
3 PT FG PERCENTAGE	.467	(14-30)	at Mercy (12/13/2019)
	.435	(10-23)	vs Missouri Western (N) (11/02/2019)
FREE THROWS MADE	20		at Saint Rose (12/19/2019)
	20		Roberts Wesleyan (12/07/2019)
FREE THROW ATTEMPTS	27		at Saint Rose (12/19/2019)
	26		Wilmington (DE) (11/23/2019)
FREE THROW PERCENTAGE	1.000	(11-11)	Le Moyne (11/19/2019)
	.870	(20-23)	Roberts Wesleyan (12/07/2019)
REBOUNDS	51		at Mercy (12/13/2019)
	48		Salem (WV) (12/04/2019)
ASSISTS	24		Salem (WV) (12/04/2019)
	21		at Saint Rose (12/19/2019)
STEALS	12		at Saint Rose (12/19/2019)
	11		at Saint Michael's (01/02/2020)
	11		at USciences (11/30/2019)
BLOCKED SHOTS	7		West Liberty (11/16/2019)
	7		Nyack (11/09/2019)
TURNOVERS	25		West Liberty (11/16/2019)
	23		vs Missouri Western (N) (11/02/2019)
FOULS	26		at St. Thomas Aquinas (12/15/2019)
	21		at Saint Rose (12/19/2019)



**2019-20 Daemen Men's Basketball
Team High/Low Analysis
All games**

Page 2/4
as of Jan 16, 2020

Opponent - Game Highs

POINTS	88		at Saint Rose (12/19/2019)
	87		at St. Anselm (01/01/2020)
	87		at St. Thomas Aquinas (12/15/2019)
	85		vs Northwest Mo. St. (N) (11/01/2019)
	83		West Liberty (11/16/2019)
FIELD GOALS MADE	32		Wilmington (DE) (11/23/2019)
	31		at St. Anselm (01/01/2020)
	31		at Saint Rose (12/19/2019)
	31		West Liberty (11/16/2019)
FIELD GOAL ATTEMPTS	84		Felician (11/08/2019)
	76		West Liberty (11/16/2019)
FIELD GOAL PERCENTAGE	.566	(30-53)	vs Northwest Mo. St. (N) (11/01/2019)
	.544	(31-57)	at Saint Rose (12/19/2019)
3 PT FG MADE	16		Le Moyne (11/19/2019)
	15		Wilmington (DE) (11/23/2019)
3 PT FG ATTEMPTS	34		Felician (11/08/2019)
	33		Le Moyne (11/19/2019)
3 PT FG PERCENTAGE	.536	(15-28)	Wilmington (DE) (11/23/2019)
	.519	(14-27)	at Stonehill (01/04/2020)
FREE THROWS MADE	25		at St. Thomas Aquinas (12/15/2019)
	21		at Saint Rose (12/19/2019)
FREE THROW ATTEMPTS	32		at St. Thomas Aquinas (12/15/2019)
	26		at Saint Rose (12/19/2019)
FREE THROW PERCENTAGE	.933	(14-15)	vs Northwest Mo. St. (N) (11/01/2019)
	.929	(13-14)	Felician (11/08/2019)
REBOUNDS	41		at St. Anselm (01/01/2020)
	40		at Saint Michael's (01/02/2020)
	40		Felician (11/08/2019)
ASSISTS	24		at St. Anselm (01/01/2020)
	18		at Stonehill (01/04/2020)
STEALS	13		West Liberty (11/16/2019)
	12		Nyack (11/09/2019)
BLOCKED SHOTS	5		Bridgeport (01/12/2020)
	4		at Stonehill (01/04/2020)
	4		Wilmington (DE) (11/23/2019)
	4		vs Missouri Western (N) (11/02/2019)
TURNOVERS	23		at Saint Michael's (01/02/2020)
	23		at Saint Rose (12/19/2019)
	23		Salem (WV) (12/04/2019)
FOULS	23		at Saint Rose (12/19/2019)
	23		West Liberty (11/16/2019)
	23		vs Missouri Western (N) (11/02/2019)



2019-20 Daemen Men's Basketball
Team High/Low Analysis
All games

Page 3/4
as of Jan 16, 2020

Daemen - Game Lows

POINTS	59		at St. Anselm (01/01/2020)
	64		Bridgeport (01/12/2020)
	65		Queens (NY) (01/10/2020)
	65		vs Northwest Mo. St. (N) (11/01/2019)
	67		Mercyhurst (11/14/2019)
FIELD GOALS MADE	21		at St. Anselm (01/01/2020)
	21		vs Northwest Mo. St. (N) (11/01/2019)
FIELD GOAL ATTEMPTS	45		vs Northwest Mo. St. (N) (11/01/2019)
	50		Mercyhurst (11/14/2019)
	50		vs Missouri Western (N) (11/02/2019)
FIELD GOAL PERCENTAGE	.375	(21-56)	at St. Anselm (01/01/2020)
	.393	(24-61)	Bridgeport (01/12/2020)
3 PT FG MADE	4		Bridgeport (01/12/2020)
	5		Mercyhurst (11/14/2019)
3 PT FG ATTEMPTS	17		Bridgeport (01/12/2020)
	19		at St. Anselm (01/01/2020)
3 PT FG PERCENTAGE	.235	(4-17)	Bridgeport (01/12/2020)
	.238	(5-21)	Mercyhurst (11/14/2019)
FREE THROWS MADE	3		Salem (WV) (12/04/2019)
	7		at USciences (11/30/2019)
FREE THROW ATTEMPTS	7		Salem (WV) (12/04/2019)
	11		Queens (NY) (01/10/2020)
	11		at USciences (11/30/2019)
	11		Le Moyne (11/19/2019)
FREE THROW PERCENTAGE	.429	(3-7)	Salem (WV) (12/04/2019)
	.611	(11-18)	at St. Anselm (01/01/2020)
REBOUNDS	22		at Saint Michael's (01/02/2020)
	22		at Saint Rose (12/19/2019)
ASSISTS	7		at Stonehill (01/04/2020)
	7		Mercyhurst (11/14/2019)
STEALS	2		Queens (NY) (01/10/2020)
	2		at St. Anselm (01/01/2020)
	2		Nyack (11/09/2019)
BLOCKED SHOTS	0		Mercyhurst (11/14/2019)
	1		at Saint Rose (12/19/2019)
	1		vs Missouri Western (N) (11/02/2019)
	1		vs Northwest Mo. St. (N) (11/01/2019)
TURNOVERS	9		at USciences (11/30/2019)
	10		at Mercy (12/13/2019)
	10		Roberts Wesleyan (12/07/2019)
FOULS	10		at Saint Michael's (01/02/2020)
	11		Salem (WV) (12/04/2019)



**2019-20 Daemen Men's Basketball
Team High/Low Analysis
All games**

Page 4/4
as of Jan 16, 2020

Opponent - Game Lows

POINTS	57		Queens (NY) (01/10/2020)
	57		at USciences (11/30/2019)
	59		at Mercy (12/13/2019)
	59		Salem (WV) (12/04/2019)
	64		vs Missouri Western (N) (11/02/2019)
FIELD GOALS MADE	19		at USciences (11/30/2019)
	20		at Mercy (12/13/2019)
FIELD GOAL ATTEMPTS	47		Mercyhurst (11/14/2019)
	50		at USciences (11/30/2019)
FIELD GOAL PERCENTAGE	.323	(20-62)	at Mercy (12/13/2019)
	.345	(29-84)	Felician (11/08/2019)
3 PT FG MADE	4		Queens (NY) (01/10/2020)
	4		at Mercy (12/13/2019)
3 PT FG ATTEMPTS	14		at Saint Rose (12/19/2019)
	16		at St. Thomas Aquinas (12/15/2019)
3 PT FG PERCENTAGE	.154	(4-26)	Queens (NY) (01/10/2020)
	.200	(4-20)	at Mercy (12/13/2019)
FREE THROWS MADE	2		Salem (WV) (12/04/2019)
	2		Wilmington (DE) (11/23/2019)
FREE THROW ATTEMPTS	7		Salem (WV) (12/04/2019)
	7		Wilmington (DE) (11/23/2019)
FREE THROW PERCENTAGE	.286	(2-7)	Salem (WV) (12/04/2019)
	.286	(2-7)	Wilmington (DE) (11/23/2019)
REBOUNDS	25		Mercyhurst (11/14/2019)
	25		vs Northwest Mo. St. (N) (11/01/2019)
ASSISTS	4		at Mercy (12/13/2019)
	5		vs Missouri Western (N) (11/02/2019)
STEALS	2		at St. Thomas Aquinas (12/15/2019)
	3		Roberts Wesleyan (12/07/2019)
BLOCKED SHOTS	0		Queens (NY) (01/10/2020)
	0		Mercyhurst (11/14/2019)
TURNOVERS	7		vs Northwest Mo. St. (N) (11/01/2019)
	8		Bridgeport (01/12/2020)
	8		at St. Anselm (01/01/2020)
FOULS	13		at USciences (11/30/2019)
	14		Queens (NY) (01/10/2020)
	14		at Mercy (12/13/2019)
	14		Salem (WV) (12/04/2019)



2019-20 Daemen Men's Basketball
Player Highs Analysis
All games

Page 1/4
as of Jan 16, 2020

Daemen - Individual Game Highs

POINTS	34	Andrew Sischo at Saint Rose (12/19/2019)
	34	Andrew Sischo vs Salem (WV) (12/04/2019)
	34	Andrew Sischo vs Nyack (11/09/2019)
	31	Andrew Sischo vs Felician (11/08/2019)
	30	Andrew Sischo at St. Thomas Aquinas (12/15/2019)
FIELD GOALS MADE	15	Andrew Sischo vs Salem (WV) (12/04/2019)
	13	Andrew Sischo at Saint Rose (12/19/2019)
FIELD GOAL ATTEMPTS	22	Andrew Sischo vs Salem (WV) (12/04/2019)
	20	Andrew Sischo at Mercy (12/13/2019)
FIELD GOAL PERCENTAGE (min 5 made)	1.000 (5-5)	Kyle Harris vs Mercyhurst (11/14/2019)
	.923 (12-13)	Andrew Sischo vs West Liberty (11/16/2019)
3 PT FG MADE	7	Jeff Redband at USciences (11/30/2019)
	6	Jeff Redband vs Nyack (11/09/2019)
3 PT FG ATTEMPTS	12	Jeff Redband at USciences (11/30/2019)
	10	Jeff Redband vs Roberts Wesleyan (12/07/2019)
	10	Jeff Redband vs Le Moyne (11/19/2019)
3 PT FG PERCENTAGE (min 2 made)	1.000 (3-3)	Ryan Salzberg at Mercy (12/13/2019)
	1.000 (2-2)	Joey Wallace vs Queens (NY) (01/10/2020)
	1.000 (2-2)	Kyle Harris vs Queens (NY) (01/10/2020)
	1.000 (2-2)	Jay Sarkis vs Mercyhurst (11/14/2019)
	1.000 (2-2)	Kyle Harris vs Felician (11/08/2019)
FREE THROWS MADE	10	Joey Wallace vs Wilmington (DE) (11/23/2019)
	10	Andrew Sischo vs Nyack (11/09/2019)
FREE THROW ATTEMPTS	13	Andrew Sischo vs Northwest Mo. St. (N) (11/01/2019)
	11	Andrew Sischo at Stonehill (01/04/2020)
	11	Andrew Sischo at Saint Rose (12/19/2019)
	11	Andrew Sischo vs Wilmington (DE) (11/23/2019)
	11	Joey Wallace vs Wilmington (DE) (11/23/2019)
	11	Andrew Sischo vs Nyack (11/09/2019)
	11	Andrew Sischo vs Felician (11/08/2019)
FREE THROW PERCENTAGE (min 3 made)	1.000 (7-7)	Jeff Redband at Saint Rose (12/19/2019)
	1.000 (6-6)	Keith Slack vs Roberts Wesleyan (12/07/2019)
	1.000 (5-5)	Breon Harris at St. Thomas Aquinas (12/15/2019)
	1.000 (4-4)	Andrew Sischo at St. Anselm (01/01/2020)
	1.000 (4-4)	Jeff Redband at St. Thomas Aquinas (12/15/2019)
	1.000 (4-4)	Jeff Redband at Mercy (12/13/2019)
	1.000 (4-4)	Andrew Sischo vs Le Moyne (11/19/2019)
	1.000 (4-4)	Jeff Redband vs Nyack (11/09/2019)
	1.000 (4-4)	Joey Wallace vs Missouri Western (N) (11/02/2019)
	1.000 (3-3)	Breon Harris at St. Anselm (01/01/2020)
	1.000 (3-3)	Andrew Sischo vs Roberts Wesleyan (12/07/2019)
	1.000 (3-3)	Ryan Bradley vs Le Moyne (11/19/2019)
REBOUNDS	20	Andrew Sischo at USciences (11/30/2019)
	19	Andrew Sischo vs Felician (11/08/2019)
ASSISTS	8	Jay Sarkis vs Salem (WV) (12/04/2019)
	7	Jay Sarkis at Saint Rose (12/19/2019)
	7	Joey Wallace vs Roberts Wesleyan (12/07/2019)
	7	Breon Harris vs Nyack (11/09/2019)
STEALS	4	Breon Harris at Stonehill (01/04/2020)
	4	Andrew Sischo at Saint Rose (12/19/2019)
	4	Andrew Sischo at USciences (11/30/2019)
	4	Breon Harris vs West Liberty (11/16/2019)
BLOCKED SHOTS	5	Andrew Sischo vs Felician (11/08/2019)
	4	Andrew Sischo vs Nyack (11/09/2019)



**2019-20 Daemen Men's Basketball
Player Highs Analysis
All games**

Page 2/4
as of Jan 16, 2020

Daemen - Individual Game Highs

TURNOVERS	8	Andrew Sischo vs Missouri Western (N) (11/02/2019)
	6	Breon Harris vs West Liberty (11/16/2019)
	6	Andrew Sischo vs Felician (11/08/2019)
FOULS	5	Andrew Sischo at Saint Rose (12/19/2019)
	5	Joey Wallace at St. Thomas Aquinas (12/15/2019)
	5	Kyle Harris vs Missouri Western (N) (11/02/2019)
	5	Breon Harris vs Northwest Mo. St. (N) (11/01/2019)



**2019-20 Daemen Men's Basketball
Player Highs Analysis
All games**

Page 3/4
as of Jan 16, 2020

Opponent - Individual Game Highs

POINTS	28		Sekou Sylla at Saint Rose (12/19/2019)
	26		Tyler Arbuckle at St. Anselm (01/01/2020)
	24		Jermaine Head vs Wilmington (DE) (11/23/2019)
	24		Ryan Hawkins vs Northwest Mo. St. (N) (11/01/2019)
	24		Trevor Hudgins vs Northwest Mo. St. (N) (11/01/2019)
FIELD GOALS MADE	10		Tyler Arbuckle at St. Anselm (01/01/2020)
	10		Jermaine Head vs Wilmington (DE) (11/23/2019)
FIELD GOAL ATTEMPTS	19		Tyler Arbuckle at St. Anselm (01/01/2020)
	19		Jermaine Head vs Wilmington (DE) (11/23/2019)
FIELD GOAL PERCENTAGE (min 5 made)	.833	(5-6)	Eric Fleming at Saint Rose (12/19/2019)
	.818	(9-11)	Diego Bernard vs Northwest Mo. St. (N) (11/01/2019)
3 PT FG MADE	6		Tyler Arbuckle at St. Anselm (01/01/2020)
	6		Ryan Roland vs Le Moyne (11/19/2019)
	6		Ryan Hawkins vs Northwest Mo. St. (N) (11/01/2019)
3 PT FG ATTEMPTS	13		Jay'von Jackson vs Felician (11/08/2019)
	11		Tyler Arbuckle at St. Anselm (01/01/2020)
	11		Lonnie Rivera vs Le Moyne (11/19/2019)
3 PT FG PERCENTAGE (min 2 made)	1.000	(2-2)	Manasseh Small at Saint Rose (12/19/2019)
	1.000	(2-2)	Preston Boswell vs West Liberty (11/16/2019)
FREE THROWS MADE	10		Sekou Sylla at Saint Rose (12/19/2019)
	10		Trevor Hudgins vs Northwest Mo. St. (N) (11/01/2019)
FREE THROW ATTEMPTS	12		Amari Lee vs Roberts Wesleyan (12/07/2019)
	11		Sekou Sylla at Saint Rose (12/19/2019)
FREE THROW PERCENTAGE (min 3 made)	1.000	(10-10)	Trevor Hudgins vs Northwest Mo. St. (N) (11/01/2019)
	1.000	(6-6)	Curtis Thompson vs Nyack (11/09/2019)
	1.000	(6-6)	Will Eames vs Missouri Western (N) (11/02/2019)
	1.000	(5-5)	Owen Chose at Stonehill (01/04/2020)
	1.000	(4-4)	Tyler Washington at Saint Rose (12/19/2019)
	1.000	(4-4)	Korey Lee at Mercy (12/13/2019)
	1.000	(4-4)	Malik McKinney vs West Liberty (11/16/2019)
	1.000	(4-4)	MiyKah McIntosh vs Mercyhurst (11/14/2019)
	1.000	(3-3)	Brandon Starr at USciences (11/30/2019)
	1.000	(3-3)	Trystan Pratapas vs Mercyhurst (11/14/2019)
REBOUNDS	14		Sekou Sylla at Saint Rose (12/19/2019)
	12		Danny Evans at St. Anselm (01/01/2020)
ASSISTS	7		Miles Tention at St. Anselm (01/01/2020)
	7		Tom Brown vs Le Moyne (11/19/2019)
	7		Trevor Hudgins vs Northwest Mo. St. (N) (11/01/2019)
STEALS	4		Jermaine Head vs Wilmington (DE) (11/23/2019)
	4		Preston Boswell vs West Liberty (11/16/2019)
	4		Junior Graham vs Nyack (11/09/2019)
BLOCKED SHOTS	3		Monty Urmilevicius at Stonehill (01/04/2020)
	2		Jayden Iturmendi vs Bridgeport (01/12/2020)
	2		Bakary Camara vs Bridgeport (01/12/2020)
	2		Alonzo Jackson at St. Anselm (01/01/2020)
	2		Scott McGann vs Salem (WV) (12/04/2019)
	2		Connor Murphy at USciences (11/30/2019)
	2		Lonnie Rivera vs Le Moyne (11/19/2019)
	2		Marlon Moore, Jr. vs West Liberty (11/16/2019)
	2		Junior Graham vs Nyack (11/09/2019)
TURNOVERS	6		Thomas Jackson III at Saint Michael's (01/02/2020)
	6		Demetre Roberts at St. Thomas Aquinas (12/15/2019)
	6		Tyrell Carroll vs Missouri Western (N) (11/02/2019)



2019-20 Daemen Men's Basketball
Player Highs Analysis
All games

Page 4/4
as of Jan 16, 2020

Opponent - Individual Game Highs

FOULS	5	Michael Wearne at Saint Rose (12/19/2019)
	5	Demani Smith vs Roberts Wesleyan (12/07/2019)
	5	Jay'von Jackson vs Felician (11/08/2019)
	5	Jaron Thames vs Missouri Western (N) (11/02/2019)
	5	Will Eames vs Missouri Western (N) (11/02/2019)



**2019-20 Daemen Men's Basketball
Team Overall Conference
All games**

Page 1/2
as of Jan 16, 2020

Summary

Player	Overall Statistics										Conference Statistics									
	GP-GS	MIN/G	FG%	3FG%	FT%	R/G	A/G	STL	BLK	PTS/G	GP-GS	MIN/G	FG%	3FG%	FT%	R/G	A/G	STL	BLK	PTS/G
SISCHO, Andrew	18-17	33.8	.649	.400	.699	12.3	1.4	17	22	25.6	4-3	29.8	.676	.400	.722	11.0	1.3	3	4	27.8
HARRIS, Breon	15-13	27.9	.412	.384	.730	4.6	2.2	28	1	13.0	4-2	27.9	.378	.353	.889	5.3	1.8	7	1	12.0
REDBAND, Jeff	19-19	31.6	.434	.429	.944	3.8	1.6	18	22	11.9	5-5	31.0	.320	.286	1.000	2.8	0.6	1	6	10.6
WALLACE, Joey	18-17	29.4	.404	.246	.758	5.4	2.7	17	3	10.6	5-5	29.1	.409	.273	.700	8.0	3.4	2	0	12.0
SARKIS, Jay	17-17	32.2	.366	.328	.556	2.1	3.1	14	0	7.0	5-5	31.3	.419	.368	.800	2.6	1.6	3	0	7.4
SLACK, Keith	12-1	14.5	.446	.415	1.000	1.6	1.2	4	0	6.3	3-0	11.8	.700	.750	1.000	1.3	0.3	1	0	8.7
HARRIS, Kyle	19-9	21.1	.463	.380	.813	3.1	1.3	3	4	5.7	5-3	21.0	.353	.273	.750	3.8	1.0	1	2	3.6
BRADLEY, Ryan	10-0	11.3	.471	.143	.750	2.7	0.7	6	4	3.6	3-0	8.4	.400	.500	.000	1.7	1.0	2	0	1.7
WILLIAMS, Donte'	13-0	6.6	.545	.417	.000	0.9	0.3	1	2	2.2	3-0	5.3	.000	.000	.000	0.0	0.0	0	1	0.0
HOLT, Tajmin	19-0	8.9	.356	.188	.333	0.9	0.6	10	7	1.9	5-0	12.5	.533	.400	.000	1.6	1.2	3	3	3.6
SALZBERG, Ryan	13-0	4.4	.615	.444	1.000	0.5	0.2	3	1	1.6	5-0	3.0	1.000	1.000	.000	0.6	0.0	0	0	2.2
BASDEN, Ziv	9-0	2.2	.667	.000	.000	0.4	0.2	0	1	1.3	3-0	3.0	.600	.000	.000	0.7	0.7	0	1	2.0
LUKE, Chris	17-2	3.5	.636	.000	.000	1.2	0.1	1	1	0.8	5-2	7.3	.600	.000	.000	3.2	0.0	0	0	2.4
HINES, Da'Shawn	7-0	1.7	1.000	1.000	.000	0.0	0.3	1	0	0.7	2-0	3.0	1.000	1.000	.000	0.0	1.0	1	0	1.5
DUAH, Jeffrey	5-0	1.1	.000	.000	.000	0.4	0.0	0	0	0.0	2-0	1.3	.000	.000	.000	0.5	0.0	0	0	0.0
Totals	19		.482	.366	.732	37.5	13.6	123	68	80.4	5		.481	.370	.767	40.2	11.8	24	18	81.6
Opponent	19		.435	.336	.733	32.8	12.0	140	46	73.3	5		.403	.243	.716	34.4	8.6	22	10	68.0

Scoring

Player	Overall Statistics								Conference Statistics							
	FG-FGA	FG%	3FG-3FGA	3FG%	FT-FTA	FT%	PTS	PTS/G	FG-FGA	FG%	3FG-3FGA	3FG%	FT-FTA	FT%	PTS	PTS/G
SISCHO, Andrew	181-279	.649	6-15	.400	93-133	.699	461	25.6	48-71	.676	2-5	.400	13-18	.722	111	27.8
HARRIS, Breon	70-170	.412	28-73	.384	27-37	.730	195	13.0	17-45	.378	6-17	.353	8-9	.889	48	12.0
REDBAND, Jeff	69-159	.434	54-126	.429	34-36	.944	226	11.9	16-50	.320	10-35	.286	11-11	1.000	53	10.6
WALLACE, Joey	63-156	.404	14-57	.246	50-66	.758	190	10.6	18-44	.409	3-11	.273	21-30	.700	60	12.0
SARKIS, Jay	41-112	.366	22-67	.328	15-27	.556	119	7.0	13-31	.419	7-19	.368	4-5	.800	37	7.4
SLACK, Keith	25-56	.446	17-41	.415	8-8	1.000	75	6.3	7-10	.700	6-8	.750	6-6	1.000	26	8.7
HARRIS, Kyle	38-82	.463	19-50	.380	13-16	.813	108	5.7	6-17	.353	3-11	.273	3-4	.750	18	3.6
BRADLEY, Ryan	16-34	.471	1-7	.143	3-4	.750	36	3.6	2-5	.400	1-2	.500	0-1	.000	5	1.7
WILLIAMS, Donte'	12-22	.545	5-12	.417	0-0	.000	29	2.2	0-2	.000	0-1	.000	0-0	.000	0	0.0
HOLT, Tajmin	16-45	.356	3-16	.188	2-6	.333	37	1.9	8-15	.533	2-5	.400	0-2	.000	18	3.6
SALZBERG, Ryan	8-13	.615	4-9	.444	1-1	1.000	21	1.6	4-4	1.000	3-3	1.000	0-0	.000	11	2.2
BASDEN, Ziv	6-9	.667	0-1	.000	0-0	.000	12	1.3	3-5	.600	0-1	.000	0-0	.000	6	2.0
LUKE, Chris	7-11	.636	0-0	.000	0-0	.000	14	0.8	6-10	.600	0-0	.000	0-0	.000	12	2.4
HINES, Da'Shawn	2-2	1.000	1-1	1.000	0-0	.000	5	0.7	1-1	1.000	1-1	1.000	0-0	.000	3	1.5
DUAH, Jeffrey	0-0	.000	0-0	.000	0-2	.000	0	0.0	0-0	.000	0-0	.000	0-0	.000	0	0.0
Totals	554-1150	.482	174-475	.366	246-336	.732	1528	80.4	149-310	.481	44-119	.370	66-86	.767	408	81.6
Opponent	504-1159	.435	159-473	.336	225-307	.733	1392	73.3	123-305	.403	26-107	.243	68-95	.716	340	68.0



**2019-20 Daemen Men's Basketball
Team Overall Conference
All games**

Page 2/2
as of Jan 16, 2020

Totals

	Overall Statistics									Conference Statistics								
Player	O-REB	D-REB	TOTAL	PF	FO	A	TO	A/TO	HI PTS	O-REB	D-REB	TOTAL	PF	FO	A	TO	A/TO	HI PTS
SISCHO, Andrew	87	135	222	58	1	25	66	0.4	34	16	28	44	13	0	5	11	0.5	30
HARRIS, Breon	13	56	69	44	1	33	44	0.8	23	5	16	21	12	0	7	9	0.8	22
REDBAND, Jeff	14	58	72	30	0	30	31	1.0	25	3	11	14	8	0	3	10	0.3	18
WALLACE, Joey	24	74	98	48	1	48	50	1.0	23	8	32	40	14	1	17	9	1.9	23
SARKIS, Jay	2	33	35	15	0	53	35	1.5	14	0	13	13	7	0	8	11	0.7	14
SLACK, Keith	2	17	19	9	0	14	10	1.4	15	0	4	4	2	0	1	2	0.5	15
HARRIS, Kyle	11	47	58	38	1	24	20	1.2	14	1	18	19	8	0	5	4	1.3	6
BRADLEY, Ryan	11	16	27	20	0	7	12	0.6	9	1	4	5	7	0	3	3	1.0	3
WILLIAMS, Donte'	3	9	12	10	0	4	6	0.7	8	0	0	0	3	0	0	0	0.0	0
HOLT, Tajmin	6	12	18	16	0	12	12	1.0	9	2	6	8	6	0	6	4	1.5	9
SALZBERG, Ryan	2	5	7	6	0	3	0	3.0	11	0	3	3	3	0	0	0	0.0	11
BASDEN, Ziv	2	2	4	5	0	2	1	2.0	6	1	1	2	3	0	2	0	2.0	6
LUKE, Chris	8	12	20	17	0	1	4	0.3	4	6	10	16	6	0	0	1	0.0	4
HINES, Da'Shawn	0	0	0	0	0	2	0	2.0	3	0	0	0	0	0	2	0	2.0	3
DUAH, Jeffrey	0	2	2	0	0	0	1	0.0	0	0	1	1	0	0	0	0	0.0	0
Totals	203	510	713	316	4	258	295	0.9	103	46	155	201	92	1	59	65	0.9	103
Opponent	178	446	624	347	5	228	283	0.8	88	42	130	172	86	1	43	60	0.7	87



2019-20 Daemen Men's Basketball
Points-rebounds-assists
All games

Page 1/1
as of Jan 16, 2020

Opponent	Date	Score		2 HARRIS,BRE	3 HOLT,TAJMI	4 DUAH,JEFFR	5 SARKIS,JAY	10 WILLIAMS,D	12 HARRIS,KYL	14 HINES,DA'S	15 SLACK,KEIT	20 SALZBERG,R	22 SISCHO,AND	23 WALLACE,JO
vs NMSU	11/01/2019	65-85	L	0-1-0	0-0-0	DNP	2-0-2	8-0-2	5-2-2	DNP	3-1-0	DNP	24-15-5	17-3-1
vs MW	11/02/2019	68-64	W	DNP	0-2-0	DNP	7-1-1	5-3-0	11-2-0	DNP	11-2-0	DNP	11-12-3	8-6-3
Fel	11/08/2019	95-80	W	18-7-6	0-0-0	DNP	11-2-3	4-4-2	10-2-0	DNP	5-0-0	DNP	31-19-4	9-6-1
Nyack	11/09/2019	80-74	W	11-11-7	3-0-0	DNP	6-2-2	0-0-0	0-0-1	DNP	2-2-2	DNP	34-17-0	2-5-1
Mercy	11/14/2019	67-65	W	4-1-1	0-0-0	DNP	10-0-1	0-0-0	11-3-1	DNP	DNP	0-0-0	22-11-1	18-5-3
WL	11/16/2019	98-83	W	17-3-2	0-1-2	0-0-0	DNP	4-0-0	11-4-0	0-0-0	6-2-3	0-0-0	29-18-2	19-5-5
LeM	11/19/2019	89-79	W	14-4-2	2-0-0	DNP	DNP	2-1-0	7-3-4	DNP	7-2-2	2-0-0	27-11-1	6-5-3
Wilm	11/23/2019	83-81	W	21-4-3	0-1-0	DNP	0-2-4	0-1-0	3-4-3	DNP	3-1-1	DNP	24-8-0	17-8-2
at USci	11/30/2019	83-57	W	DNP	0-0-1	DNP	6-1-5	6-0-0	7-1-2	0-0-0	10-1-2	0-0-0	16-20-1	7-7-4
Salem	12/04/2019	89-59	W	DNP	6-1-1	0-0-0	11-6-8	0-3-0	14-7-1	2-0-0	2-4-3	3-2-0	34-12-1	5-0-6
RWC	12/07/2019	96-70	W	DNP	7-1-0	0-0-0	14-1-0	0-0-0	4-3-1	3-0-0	11-3-0	0-0-0	27-11-1	14-9-7
at Mercy	12/13/2019	103-59	W	11-6-2	2-5-2	0-1-0	9-2-3	0-0-0	5-3-1	0-0-2	15-1-1	11-2-0	26-9-2	4-12-3
at STA	12/15/2019	80-87	L	22-4-1	0-0-0	DNP	4-3-1	0-0-0	3-2-1	DNP	0-0-0	0-0-0	30-13-2	3-3-2
at StRose	12/19/2019	96-88	W	16-1-1	4-2-2	DNP	7-0-7	DNP	4-2-5	0-0-0	DNP	3-1-3	34-7-1	DNP
at SA	01/01/2020	59-87	L	7-8-2	0-1-0	0-1-0	5-4-3	DNP	7-5-0	0-0-0	DNP	2-1-0	18-13-1	5-2-1
at SMC	01/02/2020	72-68	W	16-8-1	2-1-0	DNP	12-0-6	DNP	0-0-0	DNP	DNP	0-0-0	24-7-0	5-2-1
at STO	01/04/2020	76-82	L	23-0-1	2-1-0	DNP	5-4-3	DNP	0-4-0	DNP	DNP	DNP	22-8-0	12-4-0
Queens	01/10/2020	65-57	W	10-7-2	9-1-3	DNP	8-2-3	DNP	6-5-1	DNP	DNP	0-1-0	DNP	23-7-0
UB	01/12/2020	64-67	L	5-4-2	0-1-1	DNP	2-5-1	DNP	0-6-1	DNP	DNP	0-0-0	28-11-0	16-9-5

Opponent	Date	Score		24 BASDEN,ZIV	25 BRADLEY,RY	34 LUKE,CHRIS	44 REDBAND,JE
vs NMSU	11/01/2019	65-85	L	0-0-0	DNP	0-0-0	6-1-0
vs MW	11/02/2019	68-64	W	DNP	DNP	0-0-0	15-3-4
Fel	11/08/2019	95-80	W	DNP	DNP	0-1-0	7-2-2
Nyack	11/09/2019	80-74	W	DNP	DNP	0-1-0	22-3-2
Mercy	11/14/2019	67-65	W	DNP	2-2-0	0-0-0	0-3-0
WL	11/16/2019	98-83	W	0-0-0	2-2-1	0-0-0	10-7-3
LeM	11/19/2019	89-79	W	DNP	9-5-2	DNP	13-4-1
Wilm	11/23/2019	83-81	W	DNP	6-3-1	DNP	9-6-0
at USci	11/30/2019	83-57	W	4-1-0	2-5-0	0-0-0	25-8-2
Salem	12/04/2019	89-59	W	2-1-0	4-3-0	0-0-0	6-7-4
RWC	12/07/2019	96-70	W	0-0-1	2-1-2	4-3-0	10-3-1
at Mercy	12/13/2019	103-59	W	6-2-1	3-2-0	4-1-0	7-1-0
at STA	12/15/2019	80-87	L	0-0-0	0-2-1	0-0-0	18-2-0
at StRose	12/19/2019	96-88	W	DNP	6-2-0	0-0-0	22-5-2
at SA	01/01/2020	59-87	L	0-0-0	DNP	0-1-0	15-0-2
at SMC	01/02/2020	72-68	W	0-0-0	DNP	0-0-0	13-2-3
at STO	01/04/2020	76-82	L	DNP	DNP	2-1-1	10-7-2
Queens	01/10/2020	65-57	W	DNP	DNP	4-11-0	5-0-2
UB	01/12/2020	64-67	L	DNP	DNP	0-1-0	13-8-0



2019-20 Daemen Men's Basketball
Category Leaders
All games

Page 1/3
as of Jan 16, 2020

Points

##	Player	G	Pts	Pts/G
22	Sischo, Andrew	18	461	25.6
44	Redband, Jeff	19	226	11.9
2	Harris, Breon	15	195	13.0
23	Wallace, Joey	18	190	10.6
5	Sarkis, Jay	17	119	7.0
12	Harris, Kyle	19	108	5.7
15	Slack, Keith	12	75	6.3
3	Holt, Tajmin	19	37	1.9
25	Bradley, Ryan	10	36	3.6
10	Williams, Donte'	13	29	2.2
20	Salzberg, Ryan	13	21	1.6
34	Luke, Chris	17	14	0.8
24	Basden, Ziv	9	12	1.3
14	Hines, Da'Shawn	7	5	0.7

Scoring Average

##	Player	G	Pts	Pts/G
22	Sischo, Andrew	18	461	25.6
2	Harris, Breon	15	195	13.0
44	Redband, Jeff	19	226	11.9
23	Wallace, Joey	18	190	10.6
5	Sarkis, Jay	17	119	7.0
15	Slack, Keith	12	75	6.3
12	Harris, Kyle	19	108	5.7
25	Bradley, Ryan	10	36	3.6
10	Williams, Donte'	13	29	2.2
3	Holt, Tajmin	19	37	1.9
20	Salzberg, Ryan	13	21	1.6
24	Basden, Ziv	9	12	1.3
34	Luke, Chris	17	14	0.8
14	Hines, Da'Shawn	7	5	0.7

Field Goal Percentage

##	Player	FG	Att	Pct
14	Hines, Da'Shawn	2	2	1.000
24	Basden, Ziv	6	9	.667
22	Sischo, Andrew	181	279	.649
34	Luke, Chris	7	11	.636
20	Salzberg, Ryan	8	13	.615
10	Williams, Donte'	12	22	.545
25	Bradley, Ryan	16	34	.471
12	Harris, Kyle	38	82	.463
15	Slack, Keith	25	56	.446
44	Redband, Jeff	69	159	.434
2	Harris, Breon	70	170	.412
23	Wallace, Joey	63	156	.404
5	Sarkis, Jay	41	112	.366
3	Holt, Tajmin	16	45	.356

Field Goal Attempts

##	Player	G	Att	Att/G
22	Sischo, Andrew	18	279	15.5
2	Harris, Breon	15	170	11.3
44	Redband, Jeff	19	159	8.4
23	Wallace, Joey	18	156	8.7
5	Sarkis, Jay	17	112	6.6

Field Goals Made

##	Player	G	Made	Made/G
22	Sischo, Andrew	18	181	10.1
2	Harris, Breon	15	70	4.7
44	Redband, Jeff	19	69	3.6
23	Wallace, Joey	18	63	3.5
5	Sarkis, Jay	17	41	2.4



**2019-20 Daemen Men's Basketball
Category Leaders
All games**

Page 2/3
as of Jan 16, 2020

3-Point FG Percentage

##	Player	3FG	Att	Pct
14	Hines, Da'Shawn	1	1	1.000
20	Salzberg, Ryan	4	9	.444
44	Redband, Jeff	54	126	.429
10	Williams, Donte'	5	12	.417
15	Slack, Keith	17	41	.415
22	Sischo, Andrew	6	15	.400
2	Harris, Breon	28	73	.384
12	Harris, Kyle	19	50	.380
5	Sarkis, Jay	22	67	.328
23	Wallace, Joey	14	57	.246
3	Holt, Tajmin	3	16	.188
25	Bradley, Ryan	1	7	.143

3-Point FG Attempts

##	Player	G	Att	Att/G
44	Redband, Jeff	19	126	6.6
2	Harris, Breon	15	73	4.9
5	Sarkis, Jay	17	67	3.9
23	Wallace, Joey	18	57	3.2
12	Harris, Kyle	19	50	2.6

3-Point FG Made

##	Player	G	Made	Made/G
44	Redband, Jeff	19	54	2.8
2	Harris, Breon	15	28	1.9
5	Sarkis, Jay	17	22	1.3
12	Harris, Kyle	19	19	1.0
15	Slack, Keith	12	17	1.4

Free Throw Percentage

##	Player	Made	Att	Pct
20	Salzberg, Ryan	1	1	1.000
15	Slack, Keith	8	8	1.000
44	Redband, Jeff	34	36	.944
12	Harris, Kyle	13	16	.813
23	Wallace, Joey	50	66	.758
25	Bradley, Ryan	3	4	.750
2	Harris, Breon	27	37	.730
22	Sischo, Andrew	93	133	.699
5	Sarkis, Jay	15	27	.556
3	Holt, Tajmin	2	6	.333

Free Throw Attempts

##	Player	G	Att	Att/G
22	Sischo, Andrew	18	133	7.4
23	Wallace, Joey	18	66	3.7
2	Harris, Breon	15	37	2.5
44	Redband, Jeff	19	36	1.9
5	Sarkis, Jay	17	27	1.6

Free Throws Made

##	Player	G	Made	Made/G
22	Sischo, Andrew	18	93	5.2
23	Wallace, Joey	18	50	2.8
44	Redband, Jeff	19	34	1.8
2	Harris, Breon	15	27	1.8
5	Sarkis, Jay	17	15	0.9

Rebounds

##	Player	G	Reb	Reb/G
22	Sischo, Andrew	18	222	12.3
23	Wallace, Joey	18	98	5.4
44	Redband, Jeff	19	72	3.8
2	Harris, Breon	15	69	4.6
12	Harris, Kyle	19	58	3.1

Assists

##	Player	G	Ast	Ast/G
5	Sarkis, Jay	17	53	3.1
23	Wallace, Joey	18	48	2.7
2	Harris, Breon	15	33	2.2
44	Redband, Jeff	19	30	1.6
22	Sischo, Andrew	18	25	1.4

Rebounds Average

##	Player	G	Reb	Reb/G
22	Sischo, Andrew	18	222	12.3
23	Wallace, Joey	18	98	5.4
2	Harris, Breon	15	69	4.6
44	Redband, Jeff	19	72	3.8
12	Harris, Kyle	19	58	3.1

Steals

##	Player	G	Stl	Stl/G
2	Harris, Breon	15	28	1.9
44	Redband, Jeff	19	18	0.9
23	Wallace, Joey	18	17	0.9
22	Sischo, Andrew	18	17	0.9
5	Sarkis, Jay	17	14	0.8



2019-20 Daemen Men's Basketball
Category Leaders
All games

Page 3/3
as of Jan 16, 2020

Offensive Rebounds

##	Player	G	OReb	OReb/G
22	Sischo, Andrew	18	87	4.8
23	Wallace, Joey	18	24	1.3
44	Redband, Jeff	19	14	0.7
2	Harris, Breon	15	13	0.9
12	Harris, Kyle	19	11	0.6

Blocked Shots

##	Player	G	Blk	Blk/G
44	Redband, Jeff	19	22	1.2
22	Sischo, Andrew	18	22	1.2
3	Holt, Tajmin	19	7	0.4
25	Bradley, Ryan	10	4	0.4
12	Harris, Kyle	19	4	0.2

Defensive Rebounds

##	Player	G	DReb	DReb/G
22	Sischo, Andrew	18	135	7.5
23	Wallace, Joey	18	74	4.1
44	Redband, Jeff	19	58	3.1
2	Harris, Breon	15	56	3.7
12	Harris, Kyle	19	47	2.5

Minutes

##	Player	G	Min	Min/G
22	Sischo, Andrew	18	608	33:45
44	Redband, Jeff	19	600	31:34
5	Sarkis, Jay	17	548	32:13
23	Wallace, Joey	18	528	29:21
2	Harris, Breon	15	419	27:56

Fouls

##	Player	G	PF	PF/G
22	Sischo, Andrew	18	58	3.2
23	Wallace, Joey	18	48	2.7
2	Harris, Breon	15	44	2.9
12	Harris, Kyle	19	38	2.0
44	Redband, Jeff	19	30	1.6

Turnovers

##	Player	G	TO	TO/G
22	Sischo, Andrew	18	66	3.7
23	Wallace, Joey	18	50	2.8
2	Harris, Breon	15	44	2.9
5	Sarkis, Jay	17	35	2.1
44	Redband, Jeff	19	31	1.6

Foul Outs

##	Player	G	FO
22	Sischo, Andrew	18	1
23	Wallace, Joey	18	1
2	Harris, Breon	15	1
12	Harris, Kyle	19	1



**2019-20 Daemen Men's Basketball
Season Box - Average per 40 Minutes
All games**

Page 1/1
as of Jan 16, 2020

##	Player	min	fgm	fga	pct	3fgm	3fga	pct	ftm	fta	pct	oreb	dreb	treb	pf	a	to	blk	stl	pts
24	BASDEN, Ziv	40	12.0	18.0	.667	0.0	2.0	.000	0.0	0.0	.000	4.0	4.0	8.0	10.0	4.0	2.0	2.0	0.0	23.9
25	BRADLEY, Ryan	40	5.6	12.0	.471	0.4	2.5	.143	1.1	1.4	.750	3.9	5.6	9.5	7.1	2.5	4.2	1.4	2.1	12.7
4	DUAH, Jeffrey	40	0.0	0.0	.000	0.0	0.0	.000	0.0	14.7	.000	0.0	14.7	14.7	0.0	0.0	7.4	0.0	0.0	0.0
2	HARRIS, Breon	40	6.7	16.2	.412	2.7	7.0	.384	2.6	3.5	.730	1.2	5.3	6.6	4.2	3.1	4.2	0.1	2.7	18.6
12	HARRIS, Kyle	40	3.8	8.2	.463	1.9	5.0	.380	1.3	1.6	.813	1.1	4.7	5.8	3.8	2.4	2.0	0.4	0.3	10.8
14	HINES, Da'Shawn	40	6.6	6.6	1.000	3.3	3.3	1.000	0.0	0.0	.000	0.0	0.0	0.0	0.0	6.6	0.0	0.0	3.3	16.6
3	HOLT, Tajmin	40	3.8	10.7	.356	0.7	3.8	.188	0.5	1.4	.333	1.4	2.8	4.3	3.8	2.8	2.8	1.7	2.4	8.8
34	LUKE, Chris	40	4.7	7.3	.636	0.0	0.0	.000	0.0	0.0	.000	5.3	8.0	13.3	11.3	0.7	2.7	0.7	0.7	9.3
44	REDBAND, Jeff	40	4.6	10.6	.434	3.6	8.4	.429	2.3	2.4	.944	0.9	3.9	4.8	2.0	2.0	2.1	1.5	1.2	15.1
20	SALZBERG, Ryan	40	5.6	9.1	.615	2.8	6.3	.444	0.7	0.7	1.000	1.4	3.5	4.9	4.2	2.1	0.0	0.7	2.1	14.6
5	SARKIS, Jay	40	3.0	8.2	.366	1.6	4.9	.328	1.1	2.0	.556	0.1	2.4	2.6	1.1	3.9	2.6	0.0	1.0	8.7
22	SISCHO, Andrew	40	11.9	18.4	.649	0.4	1.0	.400	6.1	8.8	.699	5.7	8.9	14.6	3.8	1.6	4.3	1.4	1.1	30.3
15	SLACK, Keith	40	5.8	12.9	.446	3.9	9.4	.415	1.8	1.8	1.000	0.5	3.9	4.4	2.1	3.2	2.3	0.0	0.9	17.3
23	WALLACE, Joey	40	4.8	11.8	.404	1.1	4.3	.246	3.8	5.0	.758	1.8	5.6	7.4	3.6	3.6	3.8	0.2	1.3	14.4
10	WILLIAMS, Donte'	40	5.6	10.2	.545	2.3	5.6	.417	0.0	0.0	.000	1.4	4.2	5.6	4.6	1.9	2.8	0.9	0.5	13.5

Note: All statistics are pro-rated based on an average per 40-minute game.



2019-20 Daemen Men's Basketball Opponents Game-by-Game All games

Page 1/1
as of Jan 16, 2020

				Total		3-Pointers		Free throws		Rebounds											
Opponent	Date	Score		FG-FGA	PCT	3FG-FGA	PCT	FT-FTA	PCT	OFF	DEF	TOT	AVG	PF	A	TO	BLK	STL	PTS	AVG	
vs Northwest Mo. St.	11/01/2019	65-85	L	30-53	.566	11-25	.440	14-15	.933	6	19	25	25.0	16	16	7	1	9	85	85.0	
vs Missouri Western	11/02/2019	68-64	W	22-55	.400	6-28	.214	14-18	.778	11	18	29	27.0	23	5	19	4	8	64	74.5	
Felician	11/08/2019	95-80	W	29-84	.345	9-34	.265	13-14	.929	16	24	40	31.3	19	11	13	1	11	80	76.3	
Nyack	11/09/2019	80-74	W	26-68	.382	9-27	.333	13-17	.765	10	23	33	31.8	21	11	9	3	12	74	75.8	
Mercyhurst	11/14/2019	67-65	W	24-47	.511	6-20	.300	11-13	.846	8	17	25	30.4	21	13	19	0	8	65	73.6	
West Liberty	11/16/2019	98-83	W	31-76	.408	8-26	.308	13-19	.684	14	20	34	31.0	23	11	19	3	13	83	75.2	
Le Moyne	11/19/2019	89-79	W	26-58	.448	16-33	.485	11-17	.647	7	25	32	31.1	15	12	15	3	4	79	75.7	
Wilmington (DE)	11/23/2019	83-81	W	32-64	.500	15-28	.536	2-7	.286	7	29	36	31.8	20	16	15	4	7	81	76.4	
at USciences	11/30/2019	83-57	W	19-50	.380	6-19	.316	13-16	.813	7	25	32	31.8	13	11	19	3	5	57	74.2	
Salem (WV)	12/04/2019	89-59	W	24-58	.414	9-32	.281	2-7	.286	5	21	26	31.2	14	12	23	3	10	59	72.7	
Roberts Wesleyan	12/07/2019	96-70	W	24-54	.444	7-21	.333	15-24	.625	5	22	27	30.8	21	7	13	2	3	70	72.5	
at Mercy	12/13/2019	103-59	W	20-62	.323	4-20	.200	15-20	.750	6	26	32	30.9	14	4	11	2	4	59	71.3	
at St. Thomas Aquinas	12/15/2019	80-87	L	28-55	.509	6-16	.375	25-32	.781	9	29	38	31.5	20	12	15	1	2	87	72.5	
at Saint Rose	12/19/2019	96-88	W	31-57	.544	5-14	.357	21-26	.808	13	19	32	31.5	23	11	23	1	8	88	73.6	
at St. Anselm	01/01/2020	59-87	L	31-68	.456	13-29	.448	12-19	.632	12	29	41	32.1	17	24	8	3	9	87	74.5	
at Saint Michael's	01/02/2020	72-68	W	28-59	.475	6-24	.250	6-10	.600	13	27	40	32.6	19	14	23	3	8	68	74.1	
at Stonehill	01/04/2020	76-82	L	28-57	.491	14-27	.519	12-14	.857	7	20	27	32.3	17	18	11	4	6	82	74.6	
Queens (NY)	01/10/2020	65-57	W	24-62	.387	4-26	.154	5-8	.625	9	27	36	32.5	14	8	13	0	5	57	73.6	
Bridgeport	01/12/2020	64-67	L	27-72	.375	5-24	.208	8-11	.727	13	26	39	32.8	17	12	8	5	8	67	73.3	
Total		1392		504-1159	.435	159-473	.336	225-307	.733	178	446	624	32.8	347	228	283	46	140	1392	73.3	
Daemen		1528		554-1150	.482	174-475	.366	246-336	.732	203	510	713	37.5	316	258	295	68	123	1528	80.4	

Opponents Averages

Games Played	Points/game	FG Pct	3FG Pct	FT Pct	Rebounds/game	Assists/game	Turnovers/game	Assist/Turnover ratio	Steals/game	Blocks/game
19	73.3	43.5	33.6	73.3	32.8	12.0	14.9	0.8	7.4	2.4



**2019-20 Daemen Men's Basketball
Individual Career Summaries
All games**

Page 1/10
as of Jan 16, 2020

ATKINS, Joey

				Field Goals		3-Point		F-Throws		Rebounds									Scoring	
SEASON	TEAM	GP-GS	MIN/AVG	FG-FGA	FG%	3FG-FGA	3FG%	FT-FTA	FT%	OFF	DEF	TOT	AVG	PF-FO	AST	TO	BLK	STL	PTS	AVG
2018-19	Jeff	15-0	71/4.7	8-21	.381	1-2	.500	5-10	.500	2	8	10	0.7	12-0	0	8	5	4	22	1.5
TOTAL FOR Daemen		0-0	0/0.0	0-0	.000	0-0	.000	0-0	.000	0	0	0	0.0	0-0	0	0	0	0	0	0.0
TOTAL		15-0	71/4.7	8-21	.381	1-2	.500	5-10	.500	2	8	10	0.7	12-0	0	8	5	4	22	1.5

Single Game Highs

Statistic	Value	
Points	10	vs Caldwell 01/21/19
Rebounds	3	at Concordia (NY) 02/16/19
Steals	2	vs Caldwell 01/21/19
Blocks	2	at Holy Family 03/02/19
FG Made	3	vs Caldwell 01/21/19
FG Attempts	7	vs Caldwell 01/21/19
3FG Made	1	at Nyack 01/26/19
3FG Attempts	1	at Nyack 01/26/19, vs Caldwell 01/21/19
FT Made	4	vs Caldwell 01/21/19
FT Attempts	5	vs Caldwell 01/21/19

BASDEN, Ziv

				Field Goals		3-Point		F-Throws		Rebounds									Scoring	
SEASON	TEAM	GP-GS	MIN/AVG	FG-FGA	FG%	3FG-FGA	3FG%	FT-FTA	FT%	OFF	DEF	TOT	AVG	PF-FO	AST	TO	BLK	STL	PTS	AVG
2018-19	Daemen	16-0	53/3.3	14-18	.778	0-1	.000	6-11	.545	10	14	24	1.5	7-0	1	5	0	2	34	2.1
2019-20	Daemen	9-0	20/2.2	6-9	.667	0-1	.000	0-0	.000	2	2	4	0.4	5-0	2	1	1	0	12	1.3
TOTAL		25-0	73/2.9	20-27	.741	0-2	.000	6-11	.545	12	16	28	1.1	12-0	3	6	1	2	46	1.8

Single Game Highs

Statistic	Value	
Points	13	at LIU Post 12/14/18
Rebounds	9	at LIU Post 12/14/18
Assists	1	at LIU Post 12/14/18, vs Roberts Wesleyan 12/07/19, at Mercy 12/13/19
Steals	1	vs LIU Post 02/15/19, at LIU Post 12/14/18
Blocks	1	vs Roberts Wesleyan 12/07/19
FG Made	5	at LIU Post 12/14/18
FG Attempts	7	at LIU Post 12/14/18
3FG Attempts	1	at LIU Post 12/14/18, at Mercy 12/13/19
FT Made	3	at LIU Post 12/14/18
FT Attempts	4	at LIU Post 12/14/18



**2019-20 Daemen Men's Basketball
Individual Career Summaries
All games**

Page 2/10
as of Jan 16, 2020

BOOK, Trevor

				Field Goals		3-Point		F-Throws		Rebounds									Scoring	
SEASON	TEAM	GP-GS	MIN/AVG	FG-FGA	FG%	3FG-FGA	3FG%	FT-FTA	FT%	OFF	DEF	TOT	AVG	PF-FO	AST	TO	BLK	STL	PTS	AVG
2018-19	Daemen	20-0	112/5.6	18-35	.514	6-14	.429	8-10	.800	7	14	21	1.1	8-0	8	1	1	5	50	2.5
TOTAL		20-0	112/5.6	18-35	.514	6-14	.429	8-10	.800	7	14	21	1.1	8-0	8	1	1	5	50	2.5

Single Game Highs

Statistic	Value	
Points	13	vs LIU Post 02/15/19
Rebounds	5	at New York Tech 12/16/18
Assists	4	at LIU Post 12/14/18
Steals	2	vs LIU Post 02/15/19
Blocks	1	at LIU Post 12/14/18
FG Made	5	vs LIU Post 02/15/19
FG Attempts	9	vs LIU Post 02/15/19
3FG Made	2	vs LIU Post 02/15/19, vs Dist. Columbia 01/27/19
3FG Attempts	4	vs LIU Post 02/15/19
FT Made	2	at Queens (NY) 02/10/19, vs Lake Erie 11/26/18, at New York Tech 12/16/18
FT Attempts	3	vs Lake Erie 11/26/18

BRADLEY, Ryan

				Field Goals		3-Point		F-Throws		Rebounds									Scoring	
SEASON	TEAM	GP-GS	MIN/AVG	FG-FGA	FG%	3FG-FGA	3FG%	FT-FTA	FT%	OFF	DEF	TOT	AVG	PF-FO	AST	TO	BLK	STL	PTS	AVG
2018-19	Daemen	1-0	2/2.0	0-0	.000	0-0	.000	0-0	.000	0	0	0	0.0	0-0	0	0	0	0	0	0.0
2019-20	Daemen	10-0	113/11.3	16-34	.471	1-7	.143	3-4	.750	11	16	27	2.7	20-0	7	12	4	6	36	3.6
TOTAL		11-0	115/10.5	16-34	.471	1-7	.143	3-4	.750	11	16	27	2.5	20-0	7	12	4	6	36	3.3

Single Game Highs

Statistic	Value	
Points	9	vs Le Moyne 11/19/19
Rebounds	5	vs Le Moyne 11/19/19, at USciences 11/30/19
Assists	2	vs Le Moyne 11/19/19, vs Roberts Wesleyan 12/07/19
Steals	1	6 times
Blocks	2	vs West Liberty 11/16/19
FG Made	3	vs Le Moyne 11/19/19, vs Wilmington (DE) 11/23/19, at Saint Rose 12/19/19
FG Attempts	6	vs Salem (WV) 12/04/19
3FG Made	1	at Mercy 12/13/19
3FG Attempts	2	at USciences 11/30/19, at Mercy 12/13/19, at Saint Rose 12/19/19
FT Made	3	vs Le Moyne 11/19/19
FT Attempts	3	vs Le Moyne 11/19/19



**2019-20 Daemen Men's Basketball
Individual Career Summaries
All games**

Page 3/10
as of Jan 16, 2020

DUAH, Jeffrey

				Field Goals		3-Point		F-Throws		Rebounds										Scoring	
SEASON	TEAM	GP-GS	MIN/AVG	FG-FGA	FG%	3FG-FGA	3FG%	FT-FTA	FT%	OFF	DEF	TOT	AVG	PF-FO	AST	TO	BLK	STL	PTS	AVG	
2017-18	Daemen	11-0	5/0.5	1-2	.500	0-0	.000	0-0	.000	1	0	1	0.1	2-0	0	0	0	0	2	0.2	
2018-19	Daemen	9-0	23/2.5	0-7	.000	0-2	.000	1-3	.333	1	2	3	0.3	0-0	5	3	0	0	1	0.1	
2019-20	Daemen	5-0	5/1.1	0-0	.000	0-0	.000	0-2	.000	0	2	2	0.4	0-0	0	1	0	0	0	0.0	
TOTAL		25-0	33/1.3	1-9	.111	0-2	.000	1-5	.200	2	4	6	0.2	2-0	5	4	0	0	3	0.1	

Single Game Highs

Statistic	Value	
Points	2	at Roberts Wesleyan 01/06/18
Rebounds	1	6 times
Assists	2	vs Mercy 03/01/19
FG Made	1	at Roberts Wesleyan 01/06/18
FG Attempts	5	vs LIU Post 02/15/19
3FG Attempts	1	vs Caldwell 11/09/18, vs LIU Post 02/15/19
FT Made	1	vs Lake Erie 11/26/18
FT Attempts	2	vs Lake Erie 11/26/18, at St. Anselm 01/01/20

HARRIS, Breon

				Field Goals		3-Point		F-Throws		Rebounds									Scoring	
SEASON	TEAM	GP-GS	MIN/AVG	FG-FGA	FG%	3FG-FGA	3FG%	FT-FTA	FT%	OFF	DEF	TOT	AVG	PF-FO	AST	TO	BLK	STL	PTS	AVG
2016-17	Daemen	10-0	46/4.6	3-7	.429	2-6	.333	2-3	.667	2	6	8	0.8	5-0	3	3	0	3	10	1.0
2017-18	Daemen	30-19	856/28.5	108-227	.476	27-85	.318	46-72	.639	20	104	124	4.1	57-2	94	89	14	70	289	9.6
2018-19	Daemen	30-29	833/27.8	118-299	.395	55-153	.359	62-82	.756	15	84	99	3.3	67-2	65	59	9	52	353	11.8
2019-20	Daemen	15-13	419/27.9	70-170	.412	28-73	.384	27-37	.730	13	56	69	4.6	44-1	33	44	1	28	195	13.0
TOTAL		85-61	2154/25.3	299-703	.425	112-317	.353	137-194	.706	50	250	300	3.5	173-5	195	195	24	153	847	10.0

Single Game Highs

Statistic	Value	
Points	28	vs Bridgeport 01/28/18
Rebounds	11	vs Nyack 11/09/19
Assists	8	at Roberts Wesleyan 01/06/18
Steals	7	vs LIU Post 01/12/18
Blocks	2	5 times
FG Made	10	vs Bridgeport 01/28/18
FG Attempts	19	vs Molloy 02/16/18
3FG Made	6	at Mercy 01/18/19
3FG Attempts	10	at Mercy 01/18/19, at Bridgeport 03/09/19
FT Made	9	at Queens (NY) 02/10/19
FT Attempts	11	vs Bridgeport 01/28/18



**2019-20 Daemen Men's Basketball
Individual Career Summaries
All games**

Page 4/10
as of Jan 16, 2020

HARRIS, Kyle

				Field Goals		3-Point		F-Throws		Rebounds									Scoring	
SEASON	TEAM	GP-GS	MIN/AVG	FG-FGA	FG%	3FG-FGA	3FG%	FT-FTA	FT%	OFF	DEF	TOT	AVG	PF-FO	AST	TO	BLK	STL	PTS	AVG
2019-20	Daemen	19-9	400/21.1	38-82	.463	19-50	.380	13-16	.813	11	47	58	3.1	38-1	24	20	4	3	108	5.7
TOTAL		19-9	400/21.1	38-82	.463	19-50	.380	13-16	.813	11	47	58	3.1	38-1	24	20	4	3	108	5.7

Single Game Highs

Statistic	Value	
Points	14	vs Salem (WV) 12/04/19
Rebounds	7	vs Salem (WV) 12/04/19
Assists	5	at Saint Rose 12/19/19
Steals	1	vs Northwest Mo. St. 11/01/19, at St. Thomas Aquinas 12/15/19, at Stonehill 01/04/20
Blocks	1	4 times
FG Made	5	vs Missouri Western 11/02/19, vs Mercyhurst 11/14/19, vs Salem (WV) 12/04/19
FG Attempts	9	vs Missouri Western 11/02/19
3FG Made	4	vs Salem (WV) 12/04/19
3FG Attempts	6	vs Salem (WV) 12/04/19
FT Made	2	6 times
FT Attempts	4	at St. Anselm 01/01/20

HINES, Da'shawn

				Field Goals		3-Point		F-Throws		Rebounds									Scoring	
SEASON	TEAM	GP-GS	MIN/AVG	FG-FGA	FG%	3FG-FGA	3FG%	FT-FTA	FT%	OFF	DEF	TOT	AVG	PF-FO	AST	TO	BLK	STL	PTS	AVG
2017-18	Daemen	11-0	6/0.5	2-4	.500	0-1	.000	1-1	1.000	0	1	1	0.1	1-0	1	1	0	1	5	0.5
2019-20	Daemen	7-0	12/1.7	2-2	1.000	1-1	1.000	0-0	.000	0	0	0	0.0	0-0	2	0	0	1	5	0.7
TOTAL		18-0	18/1.0	4-6	.667	1-2	.500	1-1	1.000	0	1	1	0.1	1-0	3	1	0	2	10	0.6

Single Game Highs

Statistic	Value	
Points	5	at Roberts Wesleyan 01/06/18
Rebounds	1	vs Dist. Columbia 01/10/18
Assists	2	at Mercy 12/13/19
Steals	1	at Roberts Wesleyan 01/06/18, at Mercy 12/13/19
FG Made	2	at Roberts Wesleyan 01/06/18
FG Attempts	3	at Roberts Wesleyan 01/06/18
3FG Made	1	vs Roberts Wesleyan 12/07/19
3FG Attempts	1	at New York Tech 02/25/18, vs Roberts Wesleyan 12/07/19
FT Made	1	at Roberts Wesleyan 01/06/18
FT Attempts	1	at Roberts Wesleyan 01/06/18



**2019-20 Daemen Men's Basketball
Individual Career Summaries
All games**

Page 5/10
as of Jan 16, 2020

HOLT, Tajmin

				Field Goals		3-Point		F-Throws		Rebounds									Scoring	
SEASON	TEAM	GP-GS	MIN/AVG	FG-FGA	FG%	3FG-FGA	3FG%	FT-FTA	FT%	OFF	DEF	TOT	AVG	PF-FO	AST	TO	BLK	STL	PTS	AVG
2017-18	Daemen	4-0	4/1.0	0-0	.000	0-0	.000	0-0	.000	0	0	0	0.0	0-0	0	0	0	0	0	0.0
2019-20	Daemen	19-0	169/8.9	16-45	.356	3-16	.188	2-6	.333	6	12	18	0.9	16-0	12	12	7	10	37	1.9
TOTAL		23-0	173/7.5	16-45	.356	3-16	.188	2-6	.333	6	12	18	0.8	16-0	12	12	7	10	37	1.6

Single Game Highs

Statistic	Value	
Points	9	vs Queens (NY) 01/10/20
Rebounds	5	at Mercy 12/13/19
Assists	3	vs Queens (NY) 01/10/20
Steals	3	at Saint Rose 12/19/19
Blocks	2	vs Salem (WV) 12/04/19, vs Queens (NY) 01/10/20
FG Made	4	vs Queens (NY) 01/10/20
FG Attempts	6	vs Salem (WV) 12/04/19, vs Roberts Wesleyan 12/07/19, vs Queens (NY) 01/10/20
3FG Made	1	vs Nyack 11/09/19, vs Roberts Wesleyan 12/07/19, vs Queens (NY) 01/10/20
3FG Attempts	3	vs Queens (NY) 01/10/20
FT Made	2	at Saint Michael's 01/02/20
FT Attempts	2	at Saint Michael's 01/02/20

LUKE, Chris

				Field Goals		3-Point		F-Throws		Rebounds									Scoring	
SEASON	TEAM	GP-GS	MIN/AVG	FG-FGA	FG%	3FG-FGA	3FG%	FT-FTA	FT%	OFF	DEF	TOT	AVG	PF-FO	AST	TO	BLK	STL	PTS	AVG
2019-20	Daemen	17-2	60/3.5	7-11	.636	0-0	.000	0-0	.000	8	12	20	1.2	17-0	1	4	1	1	14	0.8
TOTAL		17-2	60/3.5	7-11	.636	0-0	.000	0-0	.000	8	12	20	1.2	17-0	1	4	1	1	14	0.8

Single Game Highs

Statistic	Value	
Points	4	vs Roberts Wesleyan 12/07/19, at Mercy 12/13/19, vs Queens (NY) 01/10/20
Rebounds	11	vs Queens (NY) 01/10/20
Assists	1	at Stonehill 01/04/20
Steals	1	at USciences 11/30/19
Blocks	1	at St. Anselm 01/01/20
FG Made	2	vs Roberts Wesleyan 12/07/19, at Mercy 12/13/19, vs Queens (NY) 01/10/20
FG Attempts	5	vs Queens (NY) 01/10/20



**2019-20 Daemen Men's Basketball
Individual Career Summaries
All games**

Page 6/10
as of Jan 16, 2020

REDBAND, Jeff

				Field Goals		3-Point		F-Throws		Rebounds									Scoring	
SEASON	TEAM	GP-GS	MIN/AVG	FG-FGA	FG%	3FG-FGA	3FG%	FT-FTA	FT%	OFF	DEF	TOT	AVG	PF-FO	AST	TO	BLK	STL	PTS	AVG
2016-17	Daemen	28-27	745/26.6	101-222	.455	68-151	.450	17-22	.773	30	81	111	4.0	56-2	36	33	20	18	287	10.3
2017-18	Daemen	30-29	959/32.0	118-274	.431	69-169	.408	32-35	.914	33	104	137	4.6	62-2	58	53	22	21	337	11.2
2018-19	Daemen	30-29	920/30.7	127-277	.458	79-179	.441	56-66	.848	49	117	166	5.5	56-0	47	29	25	32	389	13.0
2019-20	Daemen	19-19	600/31.6	69-159	.434	54-126	.429	34-36	.944	14	58	72	3.8	30-0	30	31	22	18	226	11.9
TOTAL		107-104	3224/30.1	415-932	.445	270-625	.432	139-159	.874	126	360	486	4.5	204-4	171	146	89	89	1239	11.6

Single Game Highs

Statistic	Value	
Points	25	at USciences 11/30/19
Rebounds	11	at Molloy 02/08/19
Assists	6	at Salem (WV) 01/03/18
Steals	4	vs Roberts Wesleyan 02/02/19, at Mercy 12/15/17
Blocks	3	5 times
FG Made	9	at USciences 11/30/19
FG Attempts	17	at LIU Post 02/23/18
3FG Made	7	vs LIU Post 02/15/19, at USciences 11/30/19
3FG Attempts	13	at LIU Post 02/23/18
FT Made	9	vs Slippery Rock 11/24/18
FT Attempts	10	vs Slippery Rock 11/24/18

SALZBERG, Ryan

				Field Goals		3-Point		F-Throws		Rebounds									Scoring	
SEASON	TEAM	GP-GS	MIN/AVG	FG-FGA	FG%	3FG-FGA	3FG%	FT-FTA	FT%	OFF	DEF	TOT	AVG	PF-FO	AST	TO	BLK	STL	PTS	AVG
2019-20	Daemen	13-0	57/4.4	8-13	.615	4-9	.444	1-1	1.000	2	5	7	0.5	6-0	3	0	1	3	21	1.6
TOTAL		13-0	57/4.4	8-13	.615	4-9	.444	1-1	1.000	2	5	7	0.5	6-0	3	0	1	3	21	1.6

Single Game Highs

Statistic	Value	
Points	11	at Mercy 12/13/19
Rebounds	2	vs Salem (WV) 12/04/19, at Mercy 12/13/19
Assists	3	at Saint Rose 12/19/19
Steals	2	vs Le Moyne 11/19/19
Blocks	1	at St. Anselm 01/01/20
FG Made	4	at Mercy 12/13/19
FG Attempts	4	at Mercy 12/13/19
3FG Made	3	at Mercy 12/13/19
3FG Attempts	3	at Mercy 12/13/19
FT Made	1	at Saint Rose 12/19/19
FT Attempts	1	at Saint Rose 12/19/19



**2019-20 Daemen Men's Basketball
Individual Career Summaries
All games**

Page 7/10
as of Jan 16, 2020

SARKIS, Jay

				Field Goals		3-Point		F-Throws		Rebounds										Scoring	
SEASON	TEAM	GP-GS	MIN/AVG	FG-FGA	FG%	3FG-FGA	3FG%	FT-FTA	FT%	OFF	DEF	TOT	AVG	PF-FO	AST	TO	BLK	STL	PTS	AVG	
2015-16	Daemen	29-26	732/25.2	79-169	.467	41-89	.461	48-56	.857	11	61	72	2.5	44-2	68	47	0	21	247	8.5	
2017-18	Daemen	30-30	1057/35.2	117-263	.445	68-160	.425	70-83	.843	7	79	86	2.9	51-1	106	83	0	20	372	12.4	
2018-19	Daemen	23-20	690/30.0	58-149	.389	38-91	.418	34-42	.810	8	59	67	2.9	33-0	71	44	1	12	188	8.2	
2019-20	Daemen	17-17	548/32.2	41-112	.366	22-67	.328	15-27	.556	2	33	35	2.1	15-0	53	35	0	14	119	7.0	
TOTAL		99-93	3027/30.6	295-693	.426	169-407	.415	167-208	.803	28	232	260	2.6	143-3	298	209	1	67	926	9.4	

Single Game Highs

Statistic	Value	
Points	24	at Dist. Columbia 02/04/18, at New York Tech 02/25/18
Rebounds	7	vs Bridgeport 03/03/19
Assists	11	at Queens (NY) 01/21/18
Steals	4	vs Queens (NY) 01/24/16
Blocks	1	vs Dist. Columbia 01/27/19
FG Made	8	at Saint Rose 12/31/17, at New York Tech 02/25/18
FG Attempts	16	vs Molloy 02/16/18
3FG Made	6	at New York Tech 02/25/18
3FG Attempts	9	4 times
FT Made	11	at Dist. Columbia 02/04/18
FT Attempts	11	at Dist. Columbia 02/04/18, vs Bridgeport 02/07/16



**2019-20 Daemen Men's Basketball
Individual Career Summaries
All games**

Page 8/10
as of Jan 16, 2020

SISCHO, Andrew

				Field Goals		3-Point		F-Throws		Rebounds									Scoring	
SEASON	TEAM	GP-GS	MIN/AVG	FG-FGA	FG%	3FG-FGA	3FG%	FT-FTA	FT%	OFF	DEF	TOT	AVG	PF-FO	AST	TO	BLK	STL	PTS	AVG
2017-18	Daemen	30-18	706/23.5	195-345	.565	3-17	.176	69-106	.651	89	172	261	8.7	71-0	28	65	25	11	462	15.4
2018-19	Daemen	28-26	832/29.7	229-391	.586	4-8	.500	123-169	.728	106	176	282	10.1	72-0	30	58	28	24	585	20.9
2019-20	Daemen	18-17	608/33.8	181-279	.649	6-15	.400	93-133	.699	87	135	222	12.3	58-1	25	66	22	17	461	25.6
TOTAL		76-61	2145/28.2	605-1015	.596	13-40	.325	285-408	.699	282	483	765	10.1	201-1	83	189	75	52	1508	19.8

Single Game Highs

Statistic	Value	
Points	36	at Molloy 02/08/19, vs Molloy 02/16/18
Rebounds	23	vs Molloy 02/16/18
Assists	5	vs Northwest Mo. St. 11/01/19
Steals	4	at USciences 11/30/19, at Saint Rose 12/19/19
Blocks	5	vs Felician 11/08/19
FG Made	16	at Molloy 02/08/19
FG Attempts	26	at Molloy 02/08/19
3FG Made	1	13 times
3FG Attempts	3	at St. Thomas Aquinas 12/15/19
FT Made	12	vs Molloy 02/16/18
FT Attempts	15	vs Molloy 02/16/18

SLACK, Keith

				Field Goals		3-Point		F-Throws		Rebounds									Scoring	
SEASON	TEAM	GP-GS	MIN/AVG	FG-FGA	FG%	3FG-FGA	3FG%	FT-FTA	FT%	OFF	DEF	TOT	AVG	PF-FO	AST	TO	BLK	STL	PTS	AVG
2019-20	Daemen	12-1	174/14.5	25-56	.446	17-41	.415	8-8	1.000	2	17	19	1.6	9-0	14	10	0	4	75	6.3
TOTAL		12-1	174/14.5	25-56	.446	17-41	.415	8-8	1.000	2	17	19	1.6	9-0	14	10	0	4	75	6.3

Single Game Highs

Statistic	Value	
Points	15	at Mercy 12/13/19
Rebounds	4	vs Salem (WV) 12/04/19
Assists	3	vs West Liberty 11/16/19, vs Salem (WV) 12/04/19
Steals	1	4 times
FG Made	5	at Mercy 12/13/19
FG Attempts	9	vs Missouri Western 11/02/19
3FG Made	5	at Mercy 12/13/19
3FG Attempts	7	vs Missouri Western 11/02/19
FT Made	6	vs Roberts Wesleyan 12/07/19
FT Attempts	6	vs Roberts Wesleyan 12/07/19



**2019-20 Daemen Men's Basketball
Individual Career Summaries
All games**

Page 9/10
as of Jan 16, 2020

WALLACE, Joey

SEASON	TEAM	GP-GS	MIN/AVG	Field Goals		3-Point		F-Throws		Rebounds									Scoring	
				FG-FGA	FG%	3FG-FGA	3FG%	FT-FTA	FT%	OFF	DEF	TOT	AVG	PF-FO	AST	TO	BLK	STL	PTS	AVG
2015-16	SCSU	30-23	802/26.7	84-195	.431	29-81	.358	34-60	.567	47	78	125	4.2	71-1	98	55	3	27	231	7.7
2016-17	SCSU	28-24	942/33.6	102-243	.420	26-78	.333	68-89	.764	37	123	160	5.7	69-1	129	93	13	41	298	10.6
2017-18	SCSU	3-3	103/34.3	13-34	.382	3-9	.333	3-8	.375	9	12	21	7.0	7-0	8	13	1	7	32	10.7
2018-19	SCSU	24-12	712/29.7	77-167	.461	20-60	.333	21-34	.618	44	85	129	5.4	61-0	42	33	8	22	195	8.1
2019-20	Daemen	18-17	528/29.4	63-156	.404	14-57	.246	50-66	.758	24	74	98	5.4	48-1	48	50	3	17	190	10.6
TOTAL FOR Daemen		18-17	528/29.4	63-156	.404	14-57	.246	50-66	.758	24	74	98	5.4	48-1	48	50	3	17	190	10.6
TOTAL		103-79	3088/30.0	339-795	.426	92-285	.323	176-257	.685	161	372	533	5.2	256-3	325	244	28	114	946	9.2

Single Game Highs

Statistic	Value	
Points	23	vs Queens (NY) 01/10/20
Rebounds	13	at St. Anselm 03/03/19
Assists	10	vs Merrimack 01/10/17
Steals	4	vs St. Anselm 01/14/17, at Saint Michael's 12/10/15
Blocks	4	at LIU Post 01/02/19
FG Made	9	at Le Moyne 11/18/17
FG Attempts	17	at Le Moyne 11/18/17, at Saint Michael's 12/10/15
3FG Made	5	at Saint Michael's 12/10/15
3FG Attempts	11	at Saint Michael's 12/10/15
FT Made	10	vs Wilmington (DE) 11/23/19
FT Attempts	11	at USciences 11/19/16, vs Wilmington (DE) 11/23/19



**2019-20 Daemen Men's Basketball
Individual Career Summaries
All games**

Page 10/10
as of Jan 16, 2020

WILLIAMS, Donte'

				Field Goals		3-Point		F-Throws		Rebounds										Scoring	
SEASON	TEAM	GP-GS	MIN/AVG	FG-FGA	FG%	3FG-FGA	3FG%	FT-FTA	FT%	OFF	DEF	TOT	AVG	PF-FO	AST	TO	BLK	STL	PTS	AVG	
2018-19	CUP	21-17	657/31.3	82-185	.443	27-95	.284	34-53	.642	34	76	110	5.2	47-0	15	37	21	21	225	10.7	
2019-20	Daemen	13-0	86/6.6	12-22	.545	5-12	.417	0-0	.000	3	9	12	0.9	10-0	4	6	2	1	29	2.2	
TOTAL FOR Daemen		13-0	86/6.6	12-22	.545	5-12	.417	0-0	.000	3	9	12	0.9	10-0	4	6	2	1	29	2.2	
TOTAL		34-17	743/21.9	94-207	.454	32-107	.299	34-53	.642	37	85	122	3.6	57-0	19	43	23	22	254	7.5	

Single Game Highs

Statistic	Value	
Points	19	vs Bloomsburg 12/18/18, vs Slippery Rock 01/09/19
Rebounds	12	at Slippery Rock 02/02/19
Assists	4	at Gannon 01/05/19
Steals	4	at Slippery Rock 02/02/19
Blocks	2	6 times
FG Made	7	vs Gannon 02/13/19
FG Attempts	16	at Indiana (PA) 01/23/19
3FG Made	3	at Millersville 12/01/18, vs East Stroudsburg 12/19/18
3FG Attempts	9	vs Gannon 02/13/19
FT Made	7	vs Slippery Rock 01/09/19
FT Attempts	10	vs Slippery Rock 01/09/19